

Swami Vivekanand Shikshan Prasarak Mandal's
Swami Vivekanand Mahavidyalaya, Udgir,
 Taluka- Udgir, District- Latur 413517.

Govt. of Maharashtra Recognized & Permanently affiliated to swami Ramanand Teerth Marathwada University, Nanded.
 (Recognized Under Section 2 (f) & 12 (b) of U.G.C. Act 1956), NAAC Accreditation 'B' Grade

Students' Feedback on Student Satisfaction Survey

Academic Year: 2022-23 Class: BSC (CS) Fy Semester: I / II / III / IV / V / VI

Name of the student: Sontakke Komal Laxman

Mobile: - +917447675881 Gender: Male: Female: Transgender:

It would be best to rating (4-0) only one of the Provided options in the relevant cell.

Following are questions for student satisfaction survey regarding teaching learning process.

Question:

Answer:

Q.1 How much of the syllabus was covered in the class? 4 - 85 to 100% 3 - 70 to 84% 2 - 55 to 69% 1 - 30 to 54% 0 - Below 30%	4
Q.2 How well did the teachers prepare for the classes? 4 - Thoroughly 3 - Satisfactorily 2 - Poorly 1 - Indifferently 0 - Won't teach at all	3
Q.3 How well were the teachers able to communicate? 4 - Always effective 3 - Sometimes effective 2 - Just satisfactorily 1 - Generally ineffective 0 - Very poor communication	3
Q.4 The teacher's approach to teaching can best be described as 4 - Excellent 3 - Very good 2 - Good 1 - Fair 0 - Poor	3
Q.5 Fairness of the internal evaluation process by the teachers. 4 - Always fair 3 - Usually fair 2 - Sometimes unfair 1 - Usually unfair 0 - Unfair	4
Q.6 Was your performance in assignments discussed with you? 4 - Every time 3 - Usually 2 - Occasionally/Sometimes 1 - Rarely 0 - Never	4
Q.7 Teachers encourage you to participate in extracurricular activities, sports. 4 - Strongly agree 3 - Agree 2 - Neutral 1 - Disagree 0 - Strongly disagree	3

<p>Q.8 The teaching and mentoring process in your institution facilitates you in cognitive, social and emotional growth.</p> <p>4 – Significantly 3 – Very well 2 – Moderately 1 – Marginally 0 – Not at all</p>	3
<p>Q.9 The institution provides multiple opportunities to learn and grow.</p> <p>4 – Strongly agree 3 – Agree 2 – Neutral 1 – Disagree 0 – Strongly disagree</p>	3
<p>Q.10 Teachers inform you about your expected competencies, course outcomes course Objective and programme outcomes.</p> <p>4 – Every time 3 – Usually 2 – Occasionally/Sometimes 1 – Rarely 0 – Never</p>	3
<p>Q.11 Your mentor does a necessary follow-up with an assigned task to you.</p> <p>4 – Every time 3 – Usually 2 – Occasionally/Sometimes 1 – Rarely 0 – I don't have a mentor</p>	4
<p>Q.12 The teachers illustrate the concepts through examples and applications.</p> <p>4 – Every time 3 – Usually 2 – Occasionally/Sometimes 1 – Rarely 0 – Never</p>	4
<p>Q.13 The teachers identify your strengths and encourage you with providing right level of guidance.</p> <p>4 – Fully 3 – Reasonably 2 – Partially 1 – Slightly 0 – Unable to</p>	2
<p>Q.14 Teachers are able to identify your weaknesses and help you to overcome them.</p> <p>4 – Every time 3 – Usually 2 – Occasionally/Sometimes 1 – Rarely 0 – Never</p>	3
<p>Q.15 The institute takes active interest in promoting internship, student exchange, Project, field visit opportunities for students.</p> <p>4 – Regularly 3 – Often 2 – Sometimes 1 – Rarely 0 – Never</p>	2

Signature:

Name : Santakke Komal

Swami Vivekanand Shikshan Prasarak Mandal's
Swami Vivekanand Mahavidyalaya, Udgir,
 Taluka- Udgir, District- Latur 413517.

Govt. of Maharashtra Recognized & Permanently affiliated to swami Ramanand Teerth Marathwada University, Nanded.
 (Recognized Under Section 2 (f) & 12 (b) of U.G.C. Act 1956), NAAC Accreditation 'B' Grade

Students' Feedback on Student Satisfaction Survey

Academic Year: 2022-23 Class: BCS (CS) First year Semester: I/II/ III / IV / V/ VI

Name of the student: Yenge Rutuja Baliram

Mobile: - +91 8308238225 Gender: Male: Female: Transgender:

It would be best to rating (4-0) only one of the Provided options in the relevant cell.


Following are questions for student satisfaction survey regarding teaching learning process.

Question:

Answer:

Q.1 How much of the syllabus was covered in the class? 4 - 85 to 100% 3 - 70 to 84% 2 - 55 to 69% 1 - 30 to 54% 0 - Below 30%	4
Q.2 How well did the teachers prepare for the classes? 4 - Thoroughly 3 - Satisfactorily 2 - Poorly 1 - Indifferently 0 - Won't teach at all	4
Q.3 How well were the teachers able to communicate? 4 - Always effective 3 - Sometimes effective 2 - Just satisfactorily 1 - Generally ineffective 0 - Very poor communication	3
Q.4 The teacher's approach to teaching can best be described as 4 - Excellent 3 - Very good 2 - Good 1 - Fair 0 - Poor	4
Q.5 Fairness of the internal evaluation process by the teachers. 4 - Always fair 3 - Usually fair 2 - Sometimes unfair 1 - Usually unfair 0 - Unfair	4
Q.6 Was your performance in assignments discussed with you? 4 - Every time 3 - Usually 2 - Occasionally/Sometimes 1 - Rarely 0 - Never	4
Q.7 Teachers encourage you to participate in extracurricular activities, sports. 4 - Strongly agree 3 - Agree 2 - Neutral 1 - Disagree 0 - Strongly disagree	3

<p>Q.8 The teaching and mentoring process in your institution facilitates you in cognitive, social and emotional growth.</p> <p>4 – Significantly 3 – Very well 2 – Moderately 1 – Marginally 0 – Not at all</p>	4
<p>Q.9 The institution provides multiple opportunities to learn and grow.</p> <p>4 – Strongly agree 3 – Agree 2 – Neutral 1 – Disagree 0 – Strongly disagree</p>	3
<p>Q.10 Teachers inform you about your expected competencies, course outcomes course Objective and programme outcomes.</p> <p>4 – Every time 3 – Usually 2 – Occasionally/Sometimes 1 – Rarely 0 – Never</p>	4
<p>Q.11 Your mentor does a necessary follow-up with an assigned task to you.</p> <p>4 – Every time 3 – Usually 2 – Occasionally/Sometimes 1 – Rarely 0 – I don't have a mentor</p>	3
<p>Q.12 The teachers illustrate the concepts through examples and applications.</p> <p>4 – Every time 3 – Usually 2 – Occasionally/Sometimes 1 – Rarely 0 – Never</p>	4
<p>Q.13 The teachers identify your strengths and encourage you with providing right level of guidance.</p> <p>4 – Fully 3 – Reasonably 2 – Partially 1 – Slightly 0 – Unable to</p>	4
<p>Q.14 Teachers are able to identify your weaknesses and help you to overcome them.</p> <p>4 – Every time 3 – Usually 2 – Occasionally/Sometimes 1 – Rarely 0 – Never</p>	4
<p>Q.15 The institute takes active interest in promoting internship, student exchange, Project, field visit opportunities for students.</p> <p>4 – Regularly 3 – Often 2 – Sometimes 1 – Rarely 0 – Never</p>	4

Signature: 

Name: Yemge Rutuja Baijaram

Swami Vivekanand Shikshan Prasarak Mandal's
Swami Vivekanand Mahavidyalaya, Udgir,
 Taluka- Udgir, District- Latur 413517.

Govt. of Maharashtra Recognized & Permanently affiliated to swami Ramanand Teerth Marathwada University, Nanded.
 (Recognized Under Section 2 (f) & 12 (b) of U.G.C. Act 1956), NAAC Accreditation 'B' Grade

Students' Feedback on Student Satisfaction Survey

Academic Year: 2022-23 Class: B.Sc.(CS)FY Semester: I/II/III/IV/V/VI

Name of the student: Gurude Kshitija Sanjayreddy

Mobile: - +91 8459021713 Gender: Male: Female: Transgender:

It would be best to rating (4-0) only one of the Provided options in the relevant cell.

Following are questions for student satisfaction survey regarding teaching learning process.

Question:

Answer:

Q.1 How much of the syllabus was covered in the class? 4 - 85 to 100% 3 - 70 to 84% 2 - 55 to 69% 1 - 30 to 54% 0 - Below 30%	4
Q.2 How well did the teachers prepare for the classes? 4 - Thoroughly 3 - Satisfactorily 2 - Poorly 1 - Indifferently 0 - Won't teach at all	4
Q.3 How well were the teachers able to communicate? 4 - Always effective 3 - Sometimes effective 2 - Just satisfactorily 1 - Generally ineffective 0 - Very poor communication	4
Q.4 The teacher's approach to teaching can best be described as 4 - Excellent 3 - Very good 2 - Good 1 - Fair 0 - Poor	3
Q.5 Fairness of the internal evaluation process by the teachers. 4 - Always fair 3 - Usually fair 2 - Sometimes unfair 1 - Usually unfair 0 - Unfair	4
Q.6 Was your performance in assignments discussed with you? 4 - Every time 3 - Usually 2 - Occasionally/Sometimes 1 - Rarely 0 - Never	4
Q.7 Teachers encourage you to participate in extracurricular activities, sports. 4 - Strongly agree 3 - Agree 2 - Neutral 1 - Disagree 0 - Strongly disagree	4

<p>Q.8 The teaching and mentoring process in your institution facilitates you in cognitive, social and emotional growth.</p> <p>4 – Significantly 3 – Very well 2 – Moderately 1 – Marginally 0 – Not at all</p>	3
<p>Q.9 The institution provides multiple opportunities to learn and grow.</p> <p>4 – Strongly agree 3 – Agree 2 – Neutral 1 – Disagree 0 – Strongly disagree</p>	2
<p>Q.10 Teachers inform you about your expected competencies, course outcomes course Objective and programme outcomes.</p> <p>4 – Every time 3 – Usually 2 – Occasionally/Sometimes 1 – Rarely 0 – Never</p>	4
<p>Q.11 Your mentor does a necessary follow-up with an assigned task to you.</p> <p>4 – Every time 3 – Usually 2 – Occasionally/Sometimes 1 – Rarely 0 – I don't have a mentor</p>	1
<p>Q.12 The teachers illustrate the concepts through examples and applications.</p> <p>4 – Every time 3 – Usually 2 – Occasionally/Sometimes 1 – Rarely 0 – Never</p>	4
<p>Q.13 The teachers identify your strengths and encourage you with providing right level of guidance.</p> <p>4 – Fully 3 – Reasonably 2 – Partially 1 – Slightly 0 – Unable to</p>	4
<p>Q.14 Teachers are able to identify your weaknesses and help you to overcome them.</p> <p>4 – Every time 3 – Usually 2 – Occasionally/Sometimes 1 – Rarely 0 – Never</p>	2
<p>Q.15 The institute takes active interest in promoting internship, student exchange, Project, field visit opportunities for students.</p> <p>4 – Regularly 3 – Often 2 – Sometimes 1 – Rarely 0 – Never</p>	1

Signature: Kshitija

Name: Gurusude Kshitija
Sanjayreddy

Swami Vivekanand Shikshan Prasarak Mandal's
Swami Vivekanand Mahavidyalaya, Udgir,
 Taluka- Udgir, District- Latur 413517.

Govt. of Maharashtra Recognized & Permanently affiliated to swami Ramanand Teerth Marathwada University, Nanded.
 (Recognized Under Section 2 (f) & 12 (b) of U.G.C. Act 1956), NAAC Accreditation 'B' Grade

Students' Feedback on Student Satisfaction Survey

Academic Year: 2022-23 Class: B.Sc (CS) FY Semester: I / II / III / IV / V / VI

Name of the student: Nadarge Rutuja Dattatray

Mobile: - +91 9322040435 Gender: Male: Female: Transgender:

It would be best to rating (4 - 0) only one of the Provided options in the relevant cell.

Following are questions for student satisfaction survey regarding teaching learning process.

Question:	Answer:
Q.1 How much of the syllabus was covered in the class? 4 - 85 to 100% 3 - 70 to 84% 2 - 55 to 69% 1 - 30 to 54% 0 - Below 30%	4
Q.2 How well did the teachers prepare for the classes? 4 - Thoroughly 3 - Satisfactorily 2 - Poorly 1 - Indifferently 0 - Won't teach at all	4
Q.3 How well were the teachers able to communicate? 4 - Always effective 3 - Sometimes effective 2 - Just satisfactorily 1 - Generally ineffective 0 - Very poor communication	4
Q.4 The teacher's approach to teaching can best be described as 4 - Excellent 3 - Very good 2 - Good 1 - Fair 0 - Poor	3
Q.5 Fairness of the internal evaluation process by the teachers. 4 - Always fair 3 - Usually fair 2 - Sometimes unfair 1 - Usually unfair 0 - Unfair	4
Q.6 Was your performance in assignments discussed with you? 4 - Every time 3 - Usually 2 - Occasionally/Sometimes 1 - Rarely 0 - Never	4
Q.7 Teachers encourage you to participate in extracurricular activities, sports. 4 - Strongly agree 3 - Agree 2 - Neutral 1 - Disagree 0 - Strongly disagree	4

<p>Q.8 The teaching and mentoring process in your institution facilitates you in cognitive, social and emotional growth.</p> <p>4 – Significantly 3 – Very well 2 – Moderately 1 – Marginally 0 – Not at all</p>	3
<p>Q.9 The institution provides multiple opportunities to learn and grow.</p> <p>4 – Strongly agree 3 – Agree 2 – Neutral 1 – Disagree 0 – Strongly disagree</p>	4
<p>Q.10 Teachers inform you about your expected competencies, course outcomes course Objective and programme outcomes.</p> <p>4 – Every time 3 – Usually 2 – Occasionally/Sometimes 1 – Rarely 0 – Never</p>	4
<p>Q.11 Your mentor does a necessary follow-up with an assigned task to you.</p> <p>4 – Every time 3 – Usually 2 – Occasionally/Sometimes 1 – Rarely 0 – I don't have a mentor</p>	1
<p>Q.12 The teachers illustrate the concepts through examples and applications.</p> <p>4 – Every time 3 – Usually 2 – Occasionally/Sometimes 1 – Rarely 0 – Never</p>	4
<p>Q.13 The teachers identify your strengths and encourage you with providing right level of guidance.</p> <p>4 – Fully 3 – Reasonably 2 – Partially 1 – Slightly 0 – Unable to</p>	4
<p>Q.14 Teachers are able to identify your weaknesses and help you to overcome them.</p> <p>4 – Every time 3 – Usually 2 – Occasionally/Sometimes 1 – Rarely 0 – Never</p>	2
<p>Q.15 The institute takes active interest in promoting internship, student exchange, Project, field visit opportunities for students.</p> <p>4 – Regularly 3 – Often 2 – Sometimes 1 – Rarely 0 – Never</p>	1

Signature: Rutuja

Name: Nadarge Rutuja
Dattatray

Swami Vivekanand Shikshan Prasarak Mandal's
Swami Vivekanand Mahavidyalaya, Udgir,
 Taluka- Udgir, District- Latur 413517.

Govt. of Maharashtra Recognized & Permanently affiliated to swami Ramanand Teerth Marathwada University, Nanded.
 (Recognized Under Section 2 (f) & 12 (b) of U.G.C. Act 1956), NAAC Accreditation 'B' Grade

Students' Feedback on Student Satisfaction Survey

Academic Year: 2022-23 Class: BSC (CS) 84 Semester: I / II / III / IV / V / VI

Name of the student: Marshivane Shivprasad Narayan

Mobile: - +91 9529508474 Gender: Male: Female: Transgender:

It would be best to rating (4-0) only one of the Provided options in the relevant cell.

Following are questions for student satisfaction survey regarding teaching learning process.

Question:	Answer:
Q.1 How much of the syllabus was covered in the class? 4 - 85 to 100% 3 - 70 to 84% 2 - 55 to 69% 1 - 30 to 54% 0 - Below 30%	4
Q.2 How well did the teachers prepare for the classes? 4 - Thoroughly 3 - Satisfactorily 2 - Poorly 1 - Indifferently 0 - Won't teach at all	4
Q.3 How well were the teachers able to communicate? 4 - Always effective 3 - Sometimes effective 2 - Just satisfactorily 1 - Generally ineffective 0 - Very poor communication	3
Q.4 The teacher's approach to teaching can best be described as 4 - Excellent 3 - Very good 2 - Good 1 - Fair 0 - Poor	4
Q.5 Fairness of the internal evaluation process by the teachers. 4 - Always fair 3 - Usually fair 2 - Sometimes unfair 1 - Usually unfair 0 - Unfair	3
Q.6 Was your performance in assignments discussed with you? 4 - Every time 3 - Usually 2 - Occasionally/Sometimes 1 - Rarely 0 - Never	4
Q.7 Teachers encourage you to participate in extracurricular activities, sports. 4 - Strongly agree 3 - Agree 2 - Neutral 1 - Disagree 0 - Strongly disagree	1

<p>Q.8 The teaching and mentoring process in your institution facilitates you in cognitive, social and emotional growth.</p> <p>4 – Significantly 3 – Very well 2 – Moderately 1 – Marginally 0 – Not at all</p>	3
<p>Q.9 The institution provides multiple opportunities to learn and grow.</p> <p>4 – Strongly agree 3 – Agree 2 – Neutral 1 – Disagree 0 – Strongly disagree</p>	4
<p>Q.10 Teachers inform you about your expected competencies, course outcomes course Objective and programme outcomes.</p> <p>4 – Every time 3 – Usually 2 – Occasionally/Sometimes 1 – Rarely 0 – Never</p>	4
<p>Q.11 Your mentor does a necessary follow-up with an assigned task to you.</p> <p>4 – Every time 3 – Usually 2 – Occasionally/Sometimes 1 – Rarely 0 – I don't have a mentor</p>	4
<p>Q.12 The teachers illustrate the concepts through examples and applications.</p> <p>4 – Every time 3 – Usually 2 – Occasionally/Sometimes 1 – Rarely 0 – Never</p>	4
<p>Q.13 The teachers identify your strengths and encourage you with providing right level of guidance.</p> <p>4 – Fully 3 – Reasonably 2 – Partially 1 – Slightly 0 – Unable to</p>	3
<p>Q.14 Teachers are able to identify your weaknesses and help you to overcome them.</p> <p>4 – Every time 3 – Usually 2 – Occasionally/Sometimes 1 – Rarely 0 – Never</p>	4
<p>Q.15 The institute takes active interest in promoting internship, student exchange, Project, field visit opportunities for students.</p> <p>4 – Regularly 3 – Often 2 – Sometimes 1 – Rarely 0 – Never</p>	4

Signature: *H. Sesh...*

Name: *Marshivane Shivprasad
Narayan*

Swami Vivekanand Shikshan Prasarak Mandal's
Swami Vivekanand Mahavidyalaya, Udgir,
 Taluka- Udgir, District- Latur 413517.

Govt. of Maharashtra Recognized & Permanently affiliated to swami Ramanand Teerth Marathwada University, Nanded.
 (Recognized Under Section 2 (f) & 12 (b) of U.G.C. Act 1956), NAAC Accreditation 'B' Grade

Students' Feedback on Student Satisfaction Survey

Academic Year: 2022-23 Class: BSc(CS) FY Semester: I/II/III/IV/V/VI

Name of the student: Kadam Siddheshwar Madhav

Mobile: - +91 9767551380 Gender: Male: Female: Transgender:

It would be best to rating (4 - 0) only one of the Provided options in the relevant cell.

Following are questions for student satisfaction survey regarding teaching learning process.

Question:

Answer:

Q.1 How much of the syllabus was covered in the class? 4 - 85 to 100% 3 - 70 to 84% 2 - 55 to 69% 1 - 30 to 54% 0 - Below 30%	4
Q.2 How well did the teachers prepare for the classes? 4 - Thoroughly 3 - Satisfactorily 2 - Poorly 1 - Indifferently 0 - Won't teach at all	3
Q.3 How well were the teachers able to communicate? 4 - Always effective 3 - Sometimes effective 2 - Just satisfactorily 1 - Generally ineffective 0 - Very poor communication	4
Q.4 The teacher's approach to teaching can best be described as 4 - Excellent 3 - Very good 2 - Good 1 - Fair 0 - Poor	4
Q.5 Fairness of the internal evaluation process by the teachers. 4 - Always fair 3 - Usually fair 2 - Sometimes unfair 1 - Usually unfair 0 - Unfair	3
Q.6 Was your performance in assignments discussed with you? 4 - Every time 3 - Usually 2 - Occasionally/Sometimes 1 - Rarely 0 - Never	4
Q.7 Teachers encourage you to participate in extracurricular activities, sports. 4 - Strongly agree 3 - Agree 2 - Neutral 1 - Disagree 0 - Strongly disagree	4

<p>Q.8 The teaching and mentoring process in your institution facilitates you in cognitive, social and emotional growth.</p> <p>4 – Significantly 3 – Very well 2 – Moderately 1 – Marginally 0 – Not at all</p>	3
<p>Q.9 The institution provides multiple opportunities to learn and grow.</p> <p>4 – Strongly agree 3 – Agree 2 – Neutral 1 – Disagree 0 – Strongly disagree</p>	3
<p>Q.10 Teachers inform you about your expected competencies, course outcomes course Objective and programme outcomes.</p> <p>4 – Every time 3 – Usually 2 – Occasionally/Sometimes 1 – Rarely 0 – Never</p>	4
<p>Q.11 Your mentor does a necessary follow-up with an assigned task to you.</p> <p>4 – Every time 3 – Usually 2 – Occasionally/Sometimes 1 – Rarely 0 – I don't have a mentor</p>	4
<p>Q.12 The teachers illustrate the concepts through examples and applications.</p> <p>4 – Every time 3 – Usually 2 – Occasionally/Sometimes 1 – Rarely 0 – Never</p>	4
<p>Q.13 The teachers identify your strengths and encourage you with providing right level of guidance.</p> <p>4 – Fully 3 – Reasonably 2 – Partially 1 – Slightly 0 – Unable to</p>	4
<p>Q.14 Teachers are able to identify your weaknesses and help you to overcome them.</p> <p>4 – Every time 3 – Usually 2 – Occasionally/Sometimes 1 – Rarely 0 – Never</p>	4
<p>Q.15 The institute takes active interest in promoting internship, student exchange, Project, field visit opportunities for students.</p> <p>4 – Regularly 3 – Often 2 – Sometimes 1 – Rarely 0 – Never</p>	2

Signature: 

Name: Kadam Siddheshwar
Madhav

Swami Vivekanand Shikshan Prasarak Mandal's
Swami Vivekanand Mahavidyalaya, Udgir,
 Taluka- Udgir, District- Latur 413517.

Govt. of Maharashtra Recognized & Permanently affiliated to swami Ramanand Teerth Marathwada University, Nanded.
 (Recognized Under Section 2 (f) & 12 (b) of U.G.C. Act 1956), NAAC Accreditation 'B' Grade

Students' Feedback on Student Satisfaction Survey

Academic Year: 2022-23 Class: B.Sc. CS Semester: I / II / III / IV / V / VI

Name of the student: POORNA NAIN MORSAI

Mobile: - +91 7297972366 Gender: Male: Female: Transgender:

It would be best to rating (4-0) only one of the Provided options in the relevant cell.

Following are questions for student satisfaction survey regarding teaching learning process.

Question:

Answer:

Q.1 How much of the syllabus was covered in the class? 4 - 85 to 100% 3 - 70 to 84% 2 - 55 to 69% 1 - 30 to 54% 0 - Below 30%	4
Q.2 How well did the teachers prepare for the classes? 4 - Thoroughly 3 - Satisfactorily 2 - Poorly 1 - Indifferently 0 - Won't teach at all	4
Q.3 How well were the teachers able to communicate? 4 - Always effective 3 - Sometimes effective 2 - Just satisfactorily 1 - Generally ineffective 0 - Very poor communication	3
Q.4 The teacher's approach to teaching can best be described as 4 - Excellent 3 - Very good 2 - Good 1 - Fair 0 - Poor	4
Q.5 Fairness of the internal evaluation process by the teachers. 4 - Always fair 3 - Usually fair 2 - Sometimes unfair 1 - Usually unfair 0 - Unfair	3
Q.6 Was your performance in assignments discussed with you? 4 - Every time 3 - Usually 2 - Occasionally/Sometimes 1 - Rarely 0 - Never	4
Q.7 Teachers encourage you to participate in extracurricular activities, sports. 4 - Strongly agree 3 - Agree 2 - Neutral 1 - Disagree 0 - Strongly disagree	4

<p>Q.8 The teaching and mentoring process in your institution facilitates you in cognitive, social and emotional growth.</p> <p>4 – Significantly 3 – Very well 2 – Moderately 1 – Marginally 0 – Not at all</p>	3
<p>Q.9 The institution provides multiple opportunities to learn and grow.</p> <p>4 – Strongly agree 3 – Agree 2 – Neutral 1 – Disagree 0 – Strongly disagree</p>	4
<p>Q.10 Teachers inform you about your expected competencies, course outcomes course Objective and programme outcomes.</p> <p>4 – Every time 3 – Usually 2 – Occasionally/Sometimes 1 – Rarely 0 – Never</p>	4
<p>Q.11 Your mentor does a necessary follow-up with an assigned task to you.</p> <p>4 – Every time 3 – Usually 2 – Occasionally/Sometimes 1 – Rarely 0 – I don't have a mentor</p>	4
<p>Q.12 The teachers illustrate the concepts through examples and applications.</p> <p>4 – Every time 3 – Usually 2 – Occasionally/Sometimes 1 – Rarely 0 – Never</p>	4
<p>Q.13 The teachers identify your strengths and encourage you with providing right level of guidance.</p> <p>4 – Fully 3 – Reasonably 2 – Partially 1 – Slightly 0 – Unable to</p>	4
<p>Q.14 Teachers are able to identify your weaknesses and help you to overcome them.</p> <p>4 – Every time 3 – Usually 2 – Occasionally/Sometimes 1 – Rarely 0 – Never</p>	3
<p>Q.15 The institute takes active interest in promoting internship, student exchange, Project, field visit opportunities for students.</p> <p>4 – Regularly 3 – Often 2 – Sometimes 1 – Rarely 0 – Never</p>	4

Signature: *etis*

Name: NAIN MASOJI PAWAR

Swami Vivekanand Shikshan Prasarak Mandal's
Swami Vivekanand Mahavidyalaya, Udgir,
 Taluka- Udgir, District- Latur 413517.

Govt. of Maharashtra Recognized & Permanently affiliated to swami Ramanand Teerth Marathwada University , Nanded.
 (Recognized Under Section 2 (f) & 12 (b) of U.G.C.Act 1956), NAAC Accreditation 'B' Grade

Students' Feedback on Student Satisfaction Survey

Academic Year: 2022-23 Class: BSC (CS) - 5th Semester: I / II / III / IV / V / VI

Name of the student: Komple Kalpana Tukaram


Mobile: - +91 8767902320 Gender: Male: Female: Transgender:

It would be best to rating (4 - 0) only one of the Provided options in the relevant cell.

Following are questions for student satisfaction survey regarding teaching learning process.

Question:	Answer:
Q.1 How much of the syllabus was covered in the class? 4 - 85 to 100% 3 - 70 to 84% 2 - 55 to 69% 1 - 30 to 54% 0 - Below 30%	4
Q.2 How well did the teachers prepare for the classes? 4 - Thoroughly 3 - Satisfactorily 2 - Poorly 1 - Indifferently 0 - Won't teach at all	4
Q.3 How well were the teachers able to communicate? 4 - Always effective 3 - Sometimes effective 2 - Just satisfactorily 1 - Generally ineffective 0 - Very poor communication	3
Q.4 The teacher's approach to teaching can best be described as 4 - Excellent 3 - Very good 2 - Good 1 - Fair 0 - Poor	3
Q.5 Fairness of the internal evaluation process by the teachers. 4 - Always fair 3 - Usually fair 2 - Sometimes unfair 1 - Usually unfair 0 - Unfair	3
Q.6 Was your performance in assignments discussed with you? 4 - Every time 3 - Usually 2 - Occasionally/Sometimes 1 - Rarely 0 - Never	4
Q.7 Teachers encourage you to participate in extracurricular activities, sports. 4 - Strongly agree 3 - Agree 2 - Neutral 1 - Disagree 0 - Strongly disagree	4

<p>Q.8 The teaching and mentoring process in your institution facilitates you in cognitive, social and emotional growth.</p> <p>4 – Significantly 3 – Very well 2 – Moderately 1 – Marginally 0 – Not at all</p>	4
<p>Q.9 The institution provides multiple opportunities to learn and grow.</p> <p>4 – Strongly agree 3 – Agree 2 – Neutral 1 – Disagree 0 – Strongly disagree</p>	3
<p>Q.10 Teachers inform you about your expected competencies, course outcomes course Objective and programme outcomes.</p> <p>4 – Every time 3 – Usually 2 – Occasionally/Sometimes 1 – Rarely 0 – Never</p>	3
<p>Q.11 Your mentor does a necessary follow-up with an assigned task to you.</p> <p>4 – Every time 3 – Usually 2 – Occasionally/Sometimes 1 – Rarely 0 – I don't have a mentor</p>	4
<p>Q.12 The teachers illustrate the concepts through examples and applications.</p> <p>4 – Every time 3 – Usually 2 – Occasionally/Sometimes 1 – Rarely 0 – Never</p>	4
<p>Q.13 The teachers identify your strengths and encourage you with providing right level of guidance.</p> <p>4 – Fully 3 – Reasonably 2 – Partially 1 – Slightly 0 – Unable to</p>	3
<p>Q.14 Teachers are able to identify your weaknesses and help you to overcome them.</p> <p>4 – Every time 3 – Usually 2 – Occasionally/Sometimes 1 – Rarely 0 – Never</p>	4
<p>Q.15 The institute takes active interest in promoting internship, student exchange, Project, field visit opportunities for students.</p> <p>4 – Regularly 3 – Often 2 – Sometimes 1 – Rarely 0 – Never</p>	4

Signature: 

Name: Komle Karina
TUKROAM

Swami Vivekanand Shikshan Prasarak Mandal's
Swami Vivekanand Mahavidyalaya, Udgir,
 Taluka- Udgir, District- Latur 413517.

Govt. of Maharashtra Recognized & Permanently affiliated to swami Ramanand Teerth Marathwada University, Nanded.
 (Recognized Under Section 2 (f) & 12 (b) of U.G.C.Act 1956), NAAC Accreditation 'B' Grade

Students' Feedback on Student Satisfaction Survey

Academic Year: 2022-23 Class: B.Sc. Cs (sem-IV) Semester: I / II / III / IV / V / VI

Name of the student: Quadi Syeda Hajera Syed Sajid

Mobile: - +91 8317299241 Gender: Male : Female: Transgender:

It would be best to rating (4 - 0) only one of the Provided options in the relevant cell.

Following are questions for student satisfaction survey regarding teaching learning process.

Question:	Answer:
Q.1 How much of the syllabus was covered in the class? 4 - 85 to 100% 3 - 70 to 84% 2 - 55 to 69% 1 - 30 to 54% 0 - Below 30%	4
Q.2 How well did the teachers prepare for the classes? 4 - Thoroughly 3 - Satisfactorily 2 - Poorly 1 - Indifferently 0 - Won't teach at all	4
Q.3 How well were the teachers able to communicate? 4 - Always effective 3 - Sometimes effective 2 - Just satisfactorily 1 - Generally ineffective 0 - Very poor communication	4
Q.4 The teacher's approach to teaching can best be described as 4 - Excellent 3 - Very good 2 - Good 1 - Fair 0 - Poor	4
Q.5 Fairness of the internal evaluation process by the teachers. 4 - Always fair 3 - Usually fair 2 - Sometimes unfair 1 - Usually unfair 0 - Unfair	3
Q.6 Was your performance in assignments discussed with you? 4 - Every time 3 - Usually 2 - Occasionally/Sometimes 1 - Rarely 0 - Never	3
Q.7 Teachers encourage you to participate in extracurricular activities, sports. 4 - Strongly agree 3 - Agree 2 - Neutral 1 - Disagree 0 - Strongly disagree	4

<p>Q.8 The teaching and mentoring process in your institution facilitates you in cognitive, social and emotional growth.</p> <p>4 – Significantly 3 – Very well 2 – Moderately 1 – Marginally 0 – Not at all</p>	3
<p>Q.9 The institution provides multiple opportunities to learn and grow.</p> <p>4 – Strongly agree 3 – Agree 2 – Neutral 1 – Disagree 0 – Strongly disagree</p>	3
<p>Q.10 Teachers inform you about your expected competencies, course outcomes course Objective and programme outcomes.</p> <p>4 – Every time 3 – Usually 2 – Occasionally/Sometimes 1 – Rarely 0 – Never</p>	4
<p>Q.11 Your mentor does a necessary follow-up with an assigned task to you.</p> <p>4 – Every time 3 – Usually 2 – Occasionally/Sometimes 1 – Rarely 0 – I don't have a mentor</p>	4
<p>Q.12 The teachers illustrate the concepts through examples and applications.</p> <p>4 – Every time 3 – Usually 2 – Occasionally/Sometimes 1 – Rarely 0 – Never</p>	4
<p>Q.13 The teachers identify your strengths and encourage you with providing right level of guidance.</p> <p>4 – Fully 3 – Reasonably 2 – Partially 1 – Slightly 0 – Unable to</p>	3
<p>Q.14 Teachers are able to identify your weaknesses and help you to overcome them.</p> <p>4 – Every time 3 – Usually 2 – Occasionally/Sometimes 1 – Rarely 0 – Never</p>	4
<p>Q.15 The institute takes active interest in promoting internship, student exchange, Project, field visit opportunities for students.</p> <p>4 – Regularly 3 – Often 2 – Sometimes 1 – Rarely 0 – Never</p>	4

Signature: Quasbi Syeda Hajera

Name: Quasbi Syeda Hajera

Swami Vivekanand Shikshan Prasarak Mandal's
Swami Vivekanand Mahavidyalaya, Udgir,
Taluka- Udgir, District- Latur 413517.

Govt. of Maharashtra Recognized & Permanently affiliated to swami Ramanand Teerth Marathwada University, Nanded.
(Recognized Under Section 2 (f) & 12 (b) of U.G.C.Act 1956), NAAC Accreditation 'B' Grade

Students' Feedback on Student Satisfaction Survey

Academic Year: 2022-23 Class: B.Sc(CS)-5y Semester: I / II / III / IV / V / VI

Name of the student: SUVENKAR SHWETA SHANKAR

Mobile: - +91 9371614410 Gender: Male: Female: Transgender:

It would be best to rating (4-0) only one of the Provided options in the relevant cell.

Following are questions for student satisfaction survey regarding teaching learning process.

Question:

Answer:

Q.1 How much of the syllabus was covered in the class? 4 - 85 to 100% 3 - 70 to 84% 2 - 55 to 69% 1 - 30 to 54% 0 - Below 30%	4
Q.2 How well did the teachers prepare for the classes? 4 - Thoroughly 3 - Satisfactorily 2 - Poorly 1 - Indifferently 0 - Won't teach at all	3
Q.3 How well were the teachers able to communicate? 4 - Always effective 3 - Sometimes effective 2 - Just satisfactorily 1 - Generally ineffective 0 - Very poor communication	4
Q.4 The teacher's approach to teaching can best be described as 4 - Excellent 3 - Very good 2 - Good 1 - Fair 0 - Poor	3
Q.5 Fairness of the internal evaluation process by the teachers. 4 - Always fair 3 - Usually fair 2 - Sometimes unfair 1 - Usually unfair 0 - Unfair	3
Q.6 Was your performance in assignments discussed with you? 4 - Every time 3 - Usually 2 - Occasionally/Sometimes 1 - Rarely 0 - Never	3
Q.7 Teachers encourage you to participate in extracurricular activities, sports. 4 - Strongly agree 3 - Agree 2 - Neutral 1 - Disagree 0 - Strongly disagree	4

<p>Q.8 The teaching and mentoring process in your institution facilitates you in cognitive, social and emotional growth.</p> <p>4 – Significantly 3 – Very well 2 – Moderately 1 – Marginally 0 – Not at all</p>	3
<p>Q.9 The institution provides multiple opportunities to learn and grow.</p> <p>4 – Strongly agree 3 – Agree 2 – Neutral 1 – Disagree 0 – Strongly disagree</p>	3
<p>Q.10 Teachers inform you about your expected competencies, course outcomes course Objective and programme outcomes.</p> <p>4 – Every time 3 – Usually 2 – Occasionally/Sometimes 1 – Rarely 0 – Never</p>	4
<p>Q.11 Your mentor does a necessary follow-up with an assigned task to you.</p> <p>4 – Every time 3 – Usually 2 – Occasionally/Sometimes 1 – Rarely 0 – I don't have a mentor</p>	4
<p>Q.12 The teachers illustrate the concepts through examples and applications.</p> <p>4 – Every time 3 – Usually 2 – Occasionally/Sometimes 1 – Rarely 0 – Never</p>	4
<p>Q.13 The teachers identify your strengths and encourage you with providing right level of guidance.</p> <p>4 – Fully 3 – Reasonably 2 – Partially 1 – Slightly 0 – Unable to</p>	3
<p>Q.14 Teachers are able to identify your weaknesses and help you to overcome them.</p> <p>4 – Every time 3 – Usually 2 – Occasionally/Sometimes 1 – Rarely 0 – Never</p>	3
<p>Q.15 The institute takes active interest in promoting internship, student exchange, Project, field visit opportunities for students.</p> <p>4 – Regularly 3 – Often 2 – Sometimes 1 – Rarely 0 – Never</p>	3

Signature: shweta

Name: suvenka & shweta
shanka &

Swami Vivekanand Shikshan Prasarak Mandal's
Swami Vivekanand Mahavidyalaya, Udgir,

Taluka- Udgir, District- Latur 413517.

Govt. of Maharashtra Recognized & Permanently affiliated to swami Ramanand Teerth Marathwada University, Nanded.
(Recognized Under Section 2 (f) & 12 (b) of U.G.C. Act 1956), NAAC Accreditation 'B' Grade

Students' Feedback on Student Satisfaction Survey

Academic Year: 2022-23 Class: B.Sc. (CS) SY Semester: I / II / III / IV / V / VI

Name of the student: Priyanka Sanjay Biradar

Mobile: - +91 9284798851 Gender: Male: Female: Transgender:

It would be best to rating (4-0) only one of the Provided options in the relevant cell.

Following are questions for student satisfaction survey regarding teaching learning process.

Question:	Answer:
Q.1 How much of the syllabus was covered in the class? 4 - 85 to 100% 3 - 70 to 84% 2 - 55 to 69% 1 - 30 to 54% 0 - Below 30%	4
Q.2 How well did the teachers prepare for the classes? 4 - Thoroughly 3 - Satisfactorily 2 - Poorly 1 - Indifferently 0 - Won't teach at all	3
Q.3 How well were the teachers able to communicate? 4 - Always effective 3 - Sometimes effective 2 - Just satisfactorily 1 - Generally ineffective 0 - Very poor communication	4
Q.4 The teacher's approach to teaching can best be described as 4 - Excellent 3 - Very good 2 - Good 1 - Fair 0 - Poor	3
Q.5 Fairness of the internal evaluation process by the teachers. 4 - Always fair 3 - Usually fair 2 - Sometimes unfair 1 - Usually unfair 0 - Unfair	4
Q.6 Was your performance in assignments discussed with you? 4 - Every time 3 - Usually 2 - Occasionally/Sometimes 1 - Rarely 0 - Never	3
Q.7 Teachers encourage you to participate in extracurricular activities, sports. 4 - Strongly agree 3 - Agree 2 - Neutral 1 - Disagree 0 - Strongly disagree	4

<p>Q.8 The teaching and mentoring process in your institution facilitates you in cognitive, social and emotional growth.</p> <p>4 – Significantly 3 – Very well 2 – Moderately 1 – Marginally 0 – Not at all</p>	4
<p>Q.9 The institution provides multiple opportunities to learn and grow.</p> <p>4 – Strongly agree 3 – Agree 2 – Neutral 1 – Disagree 0 – Strongly disagree</p>	3
<p>Q.10 Teachers inform you about your expected competencies, course outcomes course Objective and programme outcomes.</p> <p>4 – Every time 3 – Usually 2 – Occasionally/Sometimes 1 – Rarely 0 – Never</p>	4
<p>Q.11 Your mentor does a necessary follow-up with an assigned task to you.</p> <p>4 – Every time 3 – Usually 2 – Occasionally/Sometimes 1 – Rarely 0 – I don't have a mentor</p>	3
<p>Q.12 The teachers illustrate the concepts through examples and applications.</p> <p>4 – Every time 3 – Usually 2 – Occasionally/Sometimes 1 – Rarely 0 – Never</p>	4
<p>Q.13 The teachers identify your strengths and encourage you with providing right level of guidance.</p> <p>4 – Fully 3 – Reasonably 2 – Partially 1 – Slightly 0 – Unable to</p>	3
<p>Q.14 Teachers are able to identify your weaknesses and help you to overcome them.</p> <p>4 – Every time 3 – Usually 2 – Occasionally/Sometimes 1 – Rarely 0 – Never</p>	4
<p>Q.15 The institute takes active interest in promoting internship, student exchange, Project, field visit opportunities for students.</p> <p>4 – Regularly 3 – Often 2 – Sometimes 1 – Rarely 0 – Never</p>	3

Signature: Priyanka

Name: Priyanka Sanjay Biradar

Swami Vivekanand Shikshan Prasarak Mandal's
Swami Vivekanand Mahavidyalaya, Udgir,
 Taluka- Udgir, District- Latur 413517.

Govt. of Maharashtra Recognized & Permanently affiliated to swami Ramanand Teerth Marathwada University , Nanded.
 (Recognized Under Section 2 (f) & 12 (b) of U.G.C.Act 1956), NAAC Accreditation 'B' Grade

Students' Feedback on Student Satisfaction Survey

Academic Year: 2022-23 Class: BSC(CS) - sy Semester: I / II / III / IV / V / VI

Name of the student: Maichole peithvi suresh

Mobile: - +91 9359288990 Gender: Male: Female: Transgender:

It would be best to rating (4 - 0) only one of the Provided options in the relevant cell.

Following are questions for student satisfaction survey regarding teaching learning process.

Question:	Answer:
Q.1 How much of the syllabus was covered in the class? 4 - 85 to 100% 3 - 70 to 84% 2 - 55 to 69% 1 - 30 to 54% 0 - Below 30%	4
Q.2 How well did the teachers prepare for the classes? 4 - Thoroughly 3 - Satisfactorily 2 - Poorly 1 - Indifferently 0 - Won't teach at all	3
Q.3 How well were the teachers able to communicate? 4 - Always effective 3 - Sometimes effective 2 - Just satisfactorily 1 - Generally ineffective 0 - Very poor communication	4
Q.4 The teacher's approach to teaching can best be described as 4 - Excellent 3 - Very good 2 - Good 1 - Fair 0 - Poor	3
Q.5 Fairness of the internal evaluation process by the teachers. 4 - Always fair 3 - Usually fair 2 - Sometimes unfair 1 - Usually unfair 0 - Unfair	3
Q.6 Was your performance in assignments discussed with you? 4 - Every time 3 - Usually 2 - Occasionally/Sometimes 1 - Rarely 0 - Never	4
Q.7 Teachers encourage you to participate in extracurricular activities, sports. 4 - Strongly agree 3 - Agree 2 - Neutral 1 - Disagree 0 - Strongly disagree	4

<p>Q.8 The teaching and mentoring process in your institution facilitates you in cognitive, social and emotional growth.</p> <p>4 – Significantly 3 – Very well 2 – Moderately 1 – Marginally 0 – Not at all</p>	3
<p>Q.9 The institution provides multiple opportunities to learn and grow.</p> <p>4 – Strongly agree 3 – Agree 2 – Neutral 1 – Disagree 0 – Strongly disagree</p>	4
<p>Q.10 Teachers inform you about your expected competencies, course outcomes course Objective and programme outcomes.</p> <p>4 – Every time 3 – Usually 2 – Occasionally/Sometimes 1 – Rarely 0 – Never</p>	4
<p>Q.11 Your mentor does a necessary follow-up with an assigned task to you.</p> <p>4 – Every time 3 – Usually 2 – Occasionally/Sometimes 1 – Rarely 0 – I don't have a mentor</p>	3
<p>Q.12 The teachers illustrate the concepts through examples and applications.</p> <p>4 – Every time 3 – Usually 2 – Occasionally/Sometimes 1 – Rarely 0 – Never</p>	4
<p>Q.13 The teachers identify your strengths and encourage you with providing right level of guidance.</p> <p>4 – Fully 3 – Reasonably 2 – Partially 1 – Slightly 0 – Unable to</p>	4
<p>Q.14 Teachers are able to identify your weaknesses and help you to overcome them.</p> <p>4 – Every time 3 – Usually 2 – Occasionally/Sometimes 1 – Rarely 0 – Never</p>	3
<p>Q.15 The institute takes active interest in promoting internship, student exchange, Project, field visit opportunities for students.</p> <p>4 – Regularly 3 – Often 2 – Sometimes 1 – Rarely 0 – Never</p>	4

Signature: Peithvi

Name: machole Peithvi suresh

Swami Vivekanand Shikshan Prasarak Mandal's
Swami Vivekanand Mahavidyalaya, Udgir,
Taluka- Udgir, District- Latur 413517.

Govt. of Maharashtra Recognized & Permanently affiliated to swami Ramanand Teerth Marathwada University, Nanded.
(Recognized Under Section 2 (f) & 12 (b) of U.G.C. Act 1956), NAAC Accreditation 'B' Grade

Students' Feedback on Student Satisfaction Survey

Academic Year: 2022-23 Class: B.Sc. CCS) 5Y Semester: I/ II/ III / IV / V/ VI

Name of the student: Bhadrashette Renuka Ravindra

Mobile: - +91 8421859657 Gender: Male : Female: Transgender:

It would be best to rating (4 - 0) only one of the Provided options in the relevant cell.

Following are questions for student satisfaction survey regarding teaching learning process.

Question:	Answer:
Q.1 How much of the syllabus was covered in the class? 4 - 85 to 100% 3 - 70 to 84% 2 - 55 to 69% 1 - 30 to 54% 0 - Below 30%	4
Q.2 How well did the teachers prepare for the classes? 4 - Thoroughly 3 - Satisfactorily 2 - Poorly 1 - Indifferently 0 - Won't teach at all	3
Q.3 How well were the teachers able to communicate? 4 - Always effective 3 - Sometimes effective 2 - Just satisfactorily 1 - Generally ineffective 0 - Very poor communication	4
Q.4 The teacher's approach to teaching can best be described as 4 - Excellent 3 - Very good 2 - Good 1 - Fair 0 - Poor	3
Q.5 Fairness of the internal evaluation process by the teachers. 4 - Always fair 3 - Usually fair 2 - Sometimes unfair 1 - Usually unfair 0 - Unfair	4
Q.6 Was your performance in assignments discussed with you? 4 - Every time 3 - Usually 2 - Occasionally/Sometimes 1 - Rarely 0 - Never	4
Q.7 Teachers encourage you to participate in extracurricular activities, sports. 4 - Strongly agree 3 - Agree 2 - Neutral 1 - Disagree 0 - Strongly disagree	3

<p>Q.8 The teaching and mentoring process in your institution facilitates you in cognitive, social and emotional growth.</p> <p>4 – Significantly 3 – Very well 2 – Moderately 1 – Marginally 0 – Not at all</p>	4
<p>Q.9 The institution provides multiple opportunities to learn and grow.</p> <p>4 – Strongly agree 3 – Agree 2 – Neutral 1 – Disagree 0 – Strongly disagree</p>	3
<p>Q.10 Teachers inform you about your expected competencies, course outcomes course Objective and programme outcomes.</p> <p>4 – Every time 3 – Usually 2 – Occasionally/Sometimes 1 – Rarely 0 – Never</p>	3
<p>Q.11 Your mentor does a necessary follow-up with an assigned task to you.</p> <p>4 – Every time 3 – Usually 2 – Occasionally/Sometimes 1 – Rarely 0 – I don't have a mentor</p>	4
<p>Q.12 The teachers illustrate the concepts through examples and applications.</p> <p>4 – Every time 3 – Usually 2 – Occasionally/Sometimes 1 – Rarely 0 – Never</p>	4
<p>Q.13 The teachers identify your strengths and encourage you with providing right level of guidance.</p> <p>4 – Fully 3 – Reasonably 2 – Partially 1 – Slightly 0 – Unable to</p>	3
<p>Q.14 Teachers are able to identify your weaknesses and help you to overcome them.</p> <p>4 – Every time 3 – Usually 2 – Occasionally/Sometimes 1 – Rarely 0 – Never</p>	4
<p>Q.15 The institute takes active interest in promoting internship, student exchange, Project, field visit opportunities for students.</p> <p>4 – Regularly 3 – Often 2 – Sometimes 1 – Rarely 0 – Never</p>	3

Signature: Renuka

Name: Bhadrashette Renuka
Ravindra

Swami Vivekanand Shikshan Prasarak Mandal's
Swami Vivekanand Mahavidyalaya, Udgir,
 Taluka- Udgir, District- Latur 413517.

Govt. of Maharashtra Recognized & Permanently affiliated to swami Ramanand Teerth Marathwada University, Nanded.
 (Recognized Under Section 2 (f) & 12 (b) of U.G.C.Act 1956), NAAC Accreditation 'B' Grade

Students' Feedback on Student Satisfaction Survey

Academic Year: 2022-23 Class: B.Sc.Cs. (sem -IV) Semester: I / II / III / IV / V / VI

Name of the student: Shinde Srujati Anil


Mobile: - +91 8766623505 Gender: Male: Female: Transgender:

It would be best to rating (4-0) only one of the Provided options in the relevant cell.

Following are questions for student satisfaction survey regarding teaching learning process.

Question:	Answer:
Q.1 How much of the syllabus was covered in the class? 4 - 85 to 100% 3 - 70 to 84% 2 - 55 to 69% 1 - 30 to 54% 0 - Below 30%	4
Q.2 How well did the teachers prepare for the classes? 4 - Thoroughly 3 - Satisfactorily 2 - Poorly 1 - Indifferently 0 - Won't teach at all	3
Q.3 How well were the teachers able to communicate? 4 - Always effective 3 - Sometimes effective 2 - Just satisfactorily 1 - Generally ineffective 0 - Very poor communication	4
Q.4 The teacher's approach to teaching can best be described as 4 - Excellent 3 - Very good 2 - Good 1 - Fair 0 - Poor	4
Q.5 Fairness of the internal evaluation process by the teachers. 4 - Always fair 3 - Usually fair 2 - Sometimes unfair 1 - Usually unfair 0 - Unfair	3
Q.6 Was your performance in assignments discussed with you? 4 - Every time 3 - Usually 2 - Occasionally/Sometimes 1 - Rarely 0 - Never	4
Q.7 Teachers encourage you to participate in extracurricular activities, sports. 4 - Strongly agree 3 - Agree 2 - Neutral 1 - Disagree 0 - Strongly disagree	3

<p>Q.8 The teaching and mentoring process in your institution facilitates you in cognitive, social and emotional growth.</p> <p>4 – Significantly 3 – Very well 2 – Moderately 1 – Marginally 0 – Not at all</p>	4
<p>Q.9 The institution provides multiple opportunities to learn and grow.</p> <p>4 – Strongly agree 3 – Agree 2 – Neutral 1 – Disagree 0 – Strongly disagree</p>	4
<p>Q.10 Teachers inform you about your expected competencies, course outcomes course Objective and programme outcomes.</p> <p>4 – Every time 3 – Usually 2 – Occasionally/Sometimes 1 – Rarely 0 – Never</p>	3
<p>Q.11 Your mentor does a necessary follow-up with an assigned task to you.</p> <p>4 – Every time 3 – Usually 2 – Occasionally/Sometimes 1 – Rarely 0 – I don't have a mentor</p>	4
<p>Q.12 The teachers illustrate the concepts through examples and applications.</p> <p>4 – Every time 3 – Usually 2 – Occasionally/Sometimes 1 – Rarely 0 – Never</p>	3
<p>Q.13 The teachers identify your strengths and encourage you with providing right level of guidance.</p> <p>4 – Fully 3 – Reasonably 2 – Partially 1 – Slightly 0 – Unable to</p>	4
<p>Q.14 Teachers are able to identify your weaknesses and help you to overcome them.</p> <p>4 – Every time 3 – Usually 2 – Occasionally/Sometimes 1 – Rarely 0 – Never</p>	4
<p>Q.15 The institute takes active interest in promoting internship, student exchange, Project, field visit opportunities for students.</p> <p>4 – Regularly 3 – Often 2 – Sometimes 1 – Rarely 0 – Never</p>	3

Signature: 

Name: Shinde Srushti Anil

Swami Vivekanand Shikshan Prasarak Mandal's
Swami Vivekanand Mahavidyalaya, Udgir,

Taluka- Udgir, District- Latur 413517.

Govt. of Maharashtra Recognized & Permanently affiliated to swami Ramanand Teerth Marathwada University, Nanded.
(Recognized Under Section 2 (f) & 12 (b) of U.G.C. Act 1956), NAAC Accreditation 'B' Grade

Students' Feedback on Student Satisfaction Survey

Academic Year: 2022-23 Class: BCS - TX Semester: I / II / III / IV / V / VI

Name of the student: Ankarnwar Madhav Lokman

Mobile: - +91 9390694915 Gender: Male: Female: Transgender:

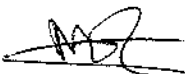
It would be best to rating (4 - 0) only one of the Provided options in the relevant cell.

Following are questions for student satisfaction survey regarding teaching learning process.

Answer:

Question:	Answer:
Q.1 How much of the syllabus was covered in the class? 4 - 85 to 100% 3 - 70 to 84% 2 - 55 to 69% 1 - 30 to 54% 0 - Below 30%	3
Q.2 How well did the teachers prepare for the classes? 4 - Thoroughly 3 - Satisfactorily 2 - Poorly 1 - Indifferently 0 - Won't teach at all	4
Q.3 How well were the teachers able to communicate? 4 - Always effective 3 - Sometimes effective 2 - Just satisfactorily 1 - Generally ineffective 0 - Very poor communication	3
Q.4 The teacher's approach to teaching can best be described as 4 - Excellent 3 - Very good 2 - Good 1 - Fair 0 - Poor	4
Q.5 Fairness of the internal evaluation process by the teachers. 4 - Always fair 3 - Usually fair 2 - Sometimes unfair 1 - Usually unfair 0 - Unfair	3
Q.6 Was your performance in assignments discussed with you? 4 - Every time 3 - Usually 2 - Occasionally/Sometimes 1 - Rarely 0 - Never	4
Q.7 Teachers encourage you to participate in extracurricular activities, sports. 4 - Strongly agree 3 - Agree 2 - Neutral 1 - Disagree 0 - Strongly disagree	3

<p>Q.8 The teaching and mentoring process in your institution facilitates you in cognitive, social and emotional growth.</p> <p>4 – Significantly 3 – Very well 2 – Moderately 1 – Marginally 0 – Not at all</p>	4
<p>Q.9 The institution provides multiple opportunities to learn and grow.</p> <p>4 – Strongly agree 3 – Agree 2 – Neutral 1 – Disagree 0 – Strongly disagree</p>	3
<p>Q.10 Teachers inform you about your expected competencies, course outcomes course Objective and programme outcomes.</p> <p>4 – Every time 3 – Usually 2 – Occasionally/Sometimes 1 – Rarely 0 – Never</p>	4
<p>Q.11 Your mentor does a necessary follow-up with an assigned task to you.</p> <p>4 – Every time 3 – Usually 2 – Occasionally/Sometimes 1 – Rarely 0 – I don't have a mentor</p>	3
<p>Q.12 The teachers illustrate the concepts through examples and applications.</p> <p>4 – Every time 3 – Usually 2 – Occasionally/Sometimes 1 – Rarely 0 – Never</p>	4
<p>Q.13 The teachers identify your strengths and encourage you with providing right level of guidance.</p> <p>4 – Fully 3 – Reasonably 2 – Partially 1 – Slightly 0 – Unable to</p>	3
<p>Q.14 Teachers are able to identify your weaknesses and help you to overcome them.</p> <p>4 – Every time 3 – Usually 2 – Occasionally/Sometimes 1 – Rarely 0 – Never</p>	4
<p>Q.15 The institute takes active interest in promoting internship, student exchange, Project, field visit opportunities for students.</p> <p>4 – Regularly 3 – Often 2 – Sometimes 1 – Rarely 0 – Never</p>	3

Signature: 

Name: Ankamwar
Mankhar

Swami Vivekanand Shikshan Prasarak Mandal's
Swami Vivekanand Mahavidyalaya, Udgir,

Taluka- Udgir, District- Latur 413517.

Govt. of Maharashtra Recognized & Permanently affiliated to swami Ramanand Teerth Marathwada University , Nanded.
(Recognized Under Section 2 (f) & 12 (b) of U.G.C.Act 1956), NAAC Accreditation 'B' Grade

Students' Feedback on Student Satisfaction Survey

Academic Year: 2022- 23 Class: BCS Sem IV Semester: I / II / III / IV / V / VI

Name of the student: Mohi Rohini Nemkar

Mobile: - +91 7022272100 Gender: Male : Female: Transgender:

It would be best to rating (4 - 0) only one of the Provided options in the relevant cell.

Following are questions for student satisfaction survey regarding teaching learning process.

Question:	Answer:
Q.1 How much of the syllabus was covered in the class? 4 - 85 to 100% 3 - 70 to 84% 2 - 55 to 69% 1 - 30 to 54% 0 - Below 30%	4
Q.2 How well did the teachers prepare for the classes? 4 - Thoroughly 3 - Satisfactorily 2 - Poorly 1 - Indifferently 0 - Won't teach at all	3
Q.3 How well were the teachers able to communicate? 4 - Always effective 3 - Sometimes effective 2 - Just satisfactorily 1 - Generally ineffective 0 - Very poor communication	4
Q.4 The teacher's approach to teaching can best be described as 4 - Excellent 3 - Very good 2 - Good 1 - Fair 0 - Poor	3
Q.5 Fairness of the internal evaluation process by the teachers. 4 - Always fair 3 - Usually fair 2 - Sometimes unfair 1 - Usually unfair 0 - Unfair	4
Q.6 Was your performance in assignments discussed with you? 4 - Every time 3 - Usually 2 - Occasionally/Sometimes 1 - Rarely 0 - Never	3
Q.7 Teachers encourage you to participate in extracurricular activities, sports. 4 - Strongly agree 3 - Agree 2 - Neutral 1 - Disagree 0 - Strongly disagree	4

<p>Q.8 The teaching and mentoring process in your institution facilitates you in cognitive, social and emotional growth.</p> <p>4 – Significantly 3 – Very well 2 – Moderately 1 – Marginally 0 – Not at all</p>	4
<p>Q.9 The institution provides multiple opportunities to learn and grow.</p> <p>4 – Strongly agree 3 – Agree 2 – Neutral 1 – Disagree 0 – Strongly disagree</p>	4
<p>Q.10 Teachers inform you about your expected competencies, course outcomes course Objective and programme outcomes.</p> <p>4 – Every time 3 – Usually 2 – Occasionally/Sometimes 1 – Rarely 0 – Never</p>	3
<p>Q.11 Your mentor does a necessary follow-up with an assigned task to you.</p> <p>4 – Every time 3 – Usually 2 – Occasionally/Sometimes 1 – Rarely 0 – I don't have a mentor</p>	4
<p>Q.12 The teachers illustrate the concepts through examples and applications.</p> <p>4 – Every time 3 – Usually 2 – Occasionally/Sometimes 1 – Rarely 0 – Never</p>	3
<p>Q.13 The teachers identify your strengths and encourage you with providing right level of guidance.</p> <p>4 – Fully 3 – Reasonably 2 – Partially 1 – Slightly 0 – Unable to</p>	4
<p>Q.14 Teachers are able to identify your weaknesses and help you to overcome them.</p> <p>4 – Every time 3 – Usually 2 – Occasionally/Sometimes 1 – Rarely 0 – Never</p>	3
<p>Q.15 The institute takes active interest in promoting internship, student exchange, Project, field visit opportunities for students.</p> <p>4 – Regularly 3 – Often 2 – Sometimes 1 – Rarely 0 – Never</p>	4

Signature:

Name :

Swami Vivekanand Shikshan Prasarak Mandal's
Swami Vivekanand Mahavidyalaya, Udgir,
 Taluka- Udgir, District- Latur 413517.

Govt. of Maharashtra Recognized & Permanently affiliated to swami Ramanand Teerth Marathwada University, Nanded.
 (Recognized Under Section 2 (f) & 12 (b) of U.G.C. Act 1956), NAAC Accreditation 'B' Grade

Students' Feedback on Student Satisfaction Survey

Academic Year: 2022-23 Class: BCS CS4 Semester: I / II / III / ~~IV~~ V / VI

Name of the student: Panchal Vaishnavi Dnyaneshwar

Mobile: - +91 8605909199 Gender: Male: Female: Transgender:

It would be best to rating (4-0) only one of the Provided options in the relevant cell.

Following are questions for student satisfaction survey regarding teaching learning process.

Answer:

Question:	Answer:
Q.1 How much of the syllabus was covered in the class? 4 - 85 to 100% 3 - 70 to 84% 2 - 55 to 69% 1 - 30 to 54% 0 - Below 30%	4
Q.2 How well did the teachers prepare for the classes? 4 - Thoroughly 3 - Satisfactorily 2 - Poorly 1 - Indifferently 0 - Won't teach at all	4
Q.3 How well were the teachers able to communicate? 4 - Always effective 3 - Sometimes effective 2 - Just satisfactorily 1 - Generally ineffective 0 - Very poor communication	3
Q.4 The teacher's approach to teaching can best be described as 4 - Excellent 3 - Very good 2 - Good 1 - Fair 0 - Poor	4
Q.5 Fairness of the internal evaluation process by the teachers. 4 - Always fair 3 - Usually fair 2 - Sometimes unfair 1 - Usually unfair 0 - Unfair	3
Q.6 Was your performance in assignments discussed with you? 4 - Every time 3 - Usually 2 - Occasionally/Sometimes 1 - Rarely 0 - Never	4
Q.7 Teachers encourage you to participate in extracurricular activities, sports. 4 - Strongly agree 3 - Agree 2 - Neutral 1 - Disagree 0 - Strongly disagree	3

<p>Q.8 The teaching and mentoring process in your institution facilitates you in cognitive, social and emotional growth.</p> <p>4 – Significantly 3 – Very well 2 – Moderately 1 – Marginally 0 – Not at all</p>	3
<p>Q.9 The institution provides multiple opportunities to learn and grow.</p> <p>4 – Strongly agree 3 – Agree 2 – Neutral 1 – Disagree 0 – Strongly disagree</p>	3
<p>Q.10 Teachers inform you about your expected competencies, course outcomes course Objective and programme outcomes.</p> <p>4 – Every time 3 – Usually 2 – Occasionally/Sometimes 1 – Rarely 0 – Never</p>	4
<p>Q.11 Your mentor does a necessary follow-up with an assigned task to you.</p> <p>4 – Every time 3 – Usually 2 – Occasionally/Sometimes 1 – Rarely 0 – I don't have a mentor</p>	4
<p>Q.12 The teachers illustrate the concepts through examples and applications.</p> <p>4 – Every time 3 – Usually 2 – Occasionally/Sometimes 1 – Rarely 0 – Never</p>	3
<p>Q.13 The teachers identify your strengths and encourage you with providing right level of guidance.</p> <p>4 – Fully 3 – Reasonably 2 – Partially 1 – Slightly 0 – Unable to</p>	4
<p>Q.14 Teachers are able to identify your weaknesses and help you to overcome them.</p> <p>4 – Every time 3 – Usually 2 – Occasionally/Sometimes 1 – Rarely 0 – Never</p>	3
<p>Q.15 The institute takes active interest in promoting internship, student exchange, Project, field visit opportunities for students.</p> <p>4 – Regularly 3 – Often 2 – Sometimes 1 – Rarely 0 – Never</p>	3

Signature:

Name :

Swami Vivekanand Shikshan Prasarak Mandal's
Swami Vivekanand Mahavidyalaya, Udgir,
Taluka- Udgir, District- Latur 413517.

Govt. of Maharashtra Recognized & Permanently affiliated to Swami Ramanand Teerth Marathwada University, Nanded.
(Recognized Under Section 2 (f) & 12 (b) of U.G.C. Act 1956), NAAC Accreditation 'B' Grade

Students' Feedback on Student Satisfaction Survey

Academic Year: 2022-23 Class: BCA - EY Semester: I / II / III / IV / V / VI

Name of the student: Tattapuree Shantling Bhimashankar

Mobile: - +91 9687433183 Gender: Male: Female: Transgender:

It would be best to rating (4 - 0) only one of the Provided options in the relevant cell.

Following are questions for student satisfaction survey regarding teaching learning process.

Question:	Answer:
Q.1 How much of the syllabus was covered in the class? 4 - 85 to 100% 3 - 70 to 84% 2 - 55 to 69% 1 - 30 to 54% 0 - Below 30%	4
Q.2 How well did the teachers prepare for the classes? 4 - Thoroughly 3 - Satisfactorily 2 - Poorly 1 - Indifferently 0 - Won't teach at all	3
Q.3 How well were the teachers able to communicate? 4 - Always effective 3 - Sometimes effective 2 - Just satisfactorily 1 - Generally ineffective 0 - Very poor communication	3
Q.4 The teacher's approach to teaching can best be described as 4 - Excellent 3 - Very good 2 - Good 1 - Fair 0 - Poor	3
Q.5 Fairness of the internal evaluation process by the teachers. 4 - Always fair 3 - Usually fair 2 - Sometimes unfair 1 - Usually unfair 0 - Unfair	4
Q.6 Was your performance in assignments discussed with you? 4 - Every time 3 - Usually 2 - Occasionally/Sometimes 1 - Rarely 0 - Never	3
Q.7 Teachers encourage you to participate in extracurricular activities, sports. 4 - Strongly agree 3 - Agree 2 - Neutral 1 - Disagree 0 - Strongly disagree	4

<p>Q.8 The teaching and mentoring process in your institution facilitates you in cognitive, social and emotional growth.</p> <p>4 - Significantly 3 - Very well 2 - Moderately 1 - Marginally 0 - Not at all</p>	4
<p>Q.9 The institution provides multiple opportunities to learn and grow.</p> <p>4 - Strongly agree 3 - Agree 2 - Neutral 1 - Disagree 0 - Strongly disagree</p>	4
<p>Q.10 Teachers inform you about your expected competencies, course outcomes course Objective and programme outcomes.</p> <p>4 - Every time 3 - Usually 2 - Occasionally/Sometimes 1 - Rarely 0 - Never</p>	3
<p>Q.11 Your mentor does a necessary follow-up with an assigned task to you.</p> <p>4 - Every time 3 - Usually 2 - Occasionally/Sometimes 1 - Rarely 0 - I don't have a mentor</p>	4
<p>Q.12 The teachers illustrate the concepts through examples and applications.</p> <p>4 - Every time 3 - Usually 2 - Occasionally/Sometimes 1 - Rarely 0 - Never</p>	4
<p>Q.13 The teachers identify your strengths and encourage you with providing right level of guidance.</p> <p>4 - Fully 3 - Reasonably 2 - Partially 1 - Slightly 0 - Unable to</p>	4
<p>Q.14 Teachers are able to identify your weaknesses and help you to overcome them.</p> <p>4 - Every time 3 - Usually 2 - Occasionally/Sometimes 1 - Rarely 0 - Never</p>	3
<p>Q.15 The institute takes active interest in promoting internship, student exchange, Project, field visit opportunities for students.</p> <p>4 - Regularly 3 - Often 2 - Sometimes 1 - Rarely 0 - Never</p>	3

Signature: 

Name: Tattapuzee shantling
Bhimashankar

Swami Vivekanand Shikshan Prasarak Mandal's
Swami Vivekanand Mahavidyalaya, Udgir,
 Taluka- Udgir, District- Latur 413517.

Govt. of Maharashtra Recognized & Permanently affiliated to swami Ramanand Teerth Marathwada University , Nanded.
 (Recognized Under Section 2 (f) & 12 (b) of U.G.C.Act 1956), NAAC Accreditation 'B' Grade

Students' Feedback on Student Satisfaction Survey

Academic Year: 2022-23 Class: BCA FY Semester: I / II / III / IV / V / VI

Name of the student: Jagtap Yogesh Pradhukar

Mobile: - +91 9561215327 Gender: Male: Female: Transgender:

It would be best to rating (4 - 0) only one of the Provided options in the relevant cell.


Following are questions for student satisfaction survey regarding teaching learning process.

Question:

Answer:

Q.1 How much of the syllabus was covered in the class? 4 - 85 to 100% 3 - 70 to 84% 2 - 55 to 69% 1 - 30 to 54% 0 - Below 30%	4
Q.2 How well did the teachers prepare for the classes? 4 - Thoroughly 3 - Satisfactorily 2 - Poorly 1 - Indifferently 0 - Won't teach at all	4
Q.3 How well were the teachers able to communicate? 4 - Always effective 3 - Sometimes effective 2 - Just satisfactorily 1 - Generally ineffective 0 - Very poor communication	4
Q.4 The teacher's approach to teaching can best be described as 4 - Excellent 3 - Very good 2 - Good 1 - Fair 0 - Poor	3
Q.5 Fairness of the internal evaluation process by the teachers. 4 - Always fair 3 - Usually fair 2 - Sometimes unfair 1 - Usually unfair 0 - Unfair	4
Q.6 Was your performance in assignments discussed with you? 4 - Every time 3 - Usually 2 - Occasionally/Sometimes 1 - Rarely 0 - Never	3
Q.7 Teachers encourage you to participate in extracurricular activities, sports. 4 - Strongly agree 3 - Agree 2 - Neutral 1 - Disagree 0 - Strongly disagree	4

<p>Q.8 The teaching and mentoring process in your institution facilitates you in cognitive, social and emotional growth.</p> <p>4 – Significantly 3 – Very well 2 – Moderately 1 – Marginally 0 – Not at all</p>	4
<p>Q.9 The institution provides multiple opportunities to learn and grow.</p> <p>4 – Strongly agree 3 – Agree 2 – Neutral 1 – Disagree 0 – Strongly disagree</p>	3
<p>Q.10 Teachers inform you about your expected competencies, course outcomes course Objective and programme outcomes.</p> <p>4 – Every time 3 – Usually 2 – Occasionally/Sometimes 1 – Rarely 0 – Never</p>	3
<p>Q.11 Your mentor does a necessary follow-up with an assigned task to you.</p> <p>4 – Every time 3 – Usually 2 – Occasionally/Sometimes 1 – Rarely 0 – I don't have a mentor</p>	4
<p>Q.12 The teachers illustrate the concepts through examples and applications.</p> <p>4 – Every time 3 – Usually 2 – Occasionally/Sometimes 1 – Rarely 0 – Never</p>	4
<p>Q.13 The teachers identify your strengths and encourage you with providing right level of guidance.</p> <p>4 – Fully 3 – Reasonably 2 – Partially 1 – Slightly 0 – Unable to</p>	4
<p>Q.14 Teachers are able to identify your weaknesses and help you to overcome them.</p> <p>4 – Every time 3 – Usually 2 – Occasionally/Sometimes 1 – Rarely 0 – Never</p>	3
<p>Q.15 The institute takes active interest in promoting internship, student exchange, Project, field visit opportunities for students.</p> <p>4 – Regularly 3 – Often 2 – Sometimes 1 – Rarely 0 – Never</p>	3

Signature: 

Name: Jagdish Jagtap.

Swami Vivekanand Shikshan Prasarak Mandal's
Swami Vivekanand Mahavidyalaya, Udgir,
Taluka- Udgir, District- Latur 413517.

Govt. of Maharashtra Recognized & Permanently affiliated to swami Ramanand Teerth Marathwada University, Nanded.
(Recognized Under Section 2 (f) & 12 (b) of U.G.C.Act 1956), NAAC Accreditation 'B' Grade

Students' Feedback on Student Satisfaction Survey

Academic Year: 2022-23 Class: BCA FY Semester: I/II/III/IV/V/VI

Name of the student: Malkopure Vijaykumar Jasman

Mobile: - +91 8600521123 Gender: Male: Female: Transgender:

It would be best to rating (4 - 0) only one of the Provided options in the relevant cell.

Following are questions for student satisfaction survey regarding teaching learning process.

Question:

Answer:

Q.1 How much of the syllabus was covered in the class? 4 - 85 to 100% 3 - 70 to 84% 2 - 55 to 69% 1 - 30 to 54% 0 - Below 30%	4
Q.2 How well did the teachers prepare for the classes? 4 - Thoroughly 3 - Satisfactorily 2 - Poorly 1 - Indifferently 0 - Won't teach at all	4
Q.3 How well were the teachers able to communicate? 4 - Always effective 3 - Sometimes effective 2 - Just satisfactorily 1 - Generally ineffective 0 - Very poor communication	3
Q.4 The teacher's approach to teaching can best be described as 4 - Excellent 3 - Very good 2 - Good 1 - Fair 0 - Poor	3
Q.5 Fairness of the internal evaluation process by the teachers. 4 - Always fair 3 - Usually fair 2 - Sometimes unfair 1 - Usually unfair 0 - Unfair	3
Q.6 Was your performance in assignments discussed with you? 4 - Every time 3 - Usually 2 - Occasionally/Sometimes 1 - Rarely 0 - Never	4
Q.7 Teachers encourage you to participate in extracurricular activities, sports. 4 - Strongly agree 3 - Agree 2 - Neutral 1 - Disagree 0 - Strongly disagree	4

<p>Q.8 The teaching and mentoring process in your institution facilitates you in cognitive, social and emotional growth.</p> <p>4 – Significantly 3 – Very well 2 – Moderately 1 – Marginally 0 – Not at all</p>	4
<p>Q.9 The institution provides multiple opportunities to learn and grow.</p> <p>4 – Strongly agree 3 – Agree 2 – Neutral 1 – Disagree 0 – Strongly disagree</p>	4
<p>Q.10 Teachers inform you about your expected competencies, course outcomes course Objective and programme outcomes.</p> <p>4 – Every time 3 – Usually 2 – Occasionally/Sometimes 1 – Rarely 0 – Never</p>	3
<p>Q.11 Your mentor does a necessary follow-up with an assigned task to you.</p> <p>4 – Every time 3 – Usually 2 – Occasionally/Sometimes 1 – Rarely 0 – I don't have a mentor</p>	4
<p>Q.12 The teachers illustrate the concepts through examples and applications.</p> <p>4 – Every time 3 – Usually 2 – Occasionally/Sometimes 1 – Rarely 0 – Never</p>	4
<p>Q.13 The teachers identify your strengths and encourage you with providing right level of guidance.</p> <p>4 – Fully 3 – Reasonably 2 – Partially 1 – Slightly 0 – Unable to</p>	4
<p>Q.14 Teachers are able to identify your weaknesses and help you to overcome them.</p> <p>4 – Every time 3 – Usually 2 – Occasionally/Sometimes 1 – Rarely 0 – Never</p>	3
<p>Q.15 The institute takes active interest in promoting internship, student exchange, Project, field visit opportunities for students.</p> <p>4 – Regularly 3 – Often 2 – Sometimes 1 – Rarely 0 – Never</p>	4

Signature:

Name:

Vijay Kumar

Swami Vivekanand Shikshan Prasarak Mandal's
Swami Vivekanand Mahavidyalaya, Udgir,
 Taluka- Udgir, District- Latur 413517.

Govt. of Maharashtra Recognized & Permanently affiliated to swami Ramanand Teerth Marathwada University , Nanded.
 (Recognized Under Section 2 (f) & 12 (b) of U.G.C.Act 1956), NAAC Accreditation 'B' Grade

Students' Feedback on Student Satisfaction Survey

Academic Year: 2022-23 Class: BCA - FY - II Semester: I / II / III / IV / V / VI

Name of the student: Rathod Ganesh Devidas

Mobile: - +91 8007989 029 Gender: Male: Female: Transgender:

It would be best to rating (4 - 0) only one of the Provided options in the relevant cell.

Following are questions for **student satisfaction survey** regarding teaching learning process.

Question:

Answer:

Q.1 How much of the syllabus was covered in the class? 4 - 85 to 100% 3 - 70 to 84% 2 - 55 to 69% 1 - 30 to 54% 0 - Below 30%	3
Q.2 How well did the teachers prepare for the classes? 4 - Thoroughly 3 - Satisfactorily 2 - Poorly 1 - Indifferently 0 - Won't teach at all	3
Q.3 How well were the teachers able to communicate? 4 - Always effective 3 - Sometimes effective 2 - Just satisfactorily 1 - Generally ineffective 0 - Very poor communication	3
Q.4 The teacher's approach to teaching can best be described as 4 - Excellent 3 - Very good 2 - Good 1 - Fair 0 - Poor	4
Q.5 Fairness of the internal evaluation process by the teachers. 4 - Always fair 3 - Usually fair 2 - Sometimes unfair 1 - Usually unfair 0 - Unfair	4
Q.6 Was your performance in assignments discussed with you? 4 - Every time 3 - Usually 2 - Occasionally/Sometimes 1 - Rarely 0 - Never	4
Q.7 Teachers encourage you to participate in extracurricular activities, sports. 4 - Strongly agree 3 - Agree 2 - Neutral 1 - Disagree 0 - Strongly disagree	3

<p>Q.8 The teaching and mentoring process in your institution facilitates you in cognitive, social and emotional growth.</p> <p>4 – Significantly 3 – Very well 2 – Moderately 1 – Marginally 0 – Not at all</p>	3
<p>Q.9 The institution provides multiple opportunities to learn and grow.</p> <p>4 – Strongly agree 3 – Agree 2 – Neutral 1 – Disagree 0 – Strongly disagree</p>	3
<p>Q.10 Teachers inform you about your expected competencies, course outcomes course Objective and programme outcomes.</p> <p>4 – Every time 3 – Usually 2 – Occasionally/Sometimes 1 – Rarely 0 – Never</p>	4
<p>Q.11 Your mentor does a necessary follow-up with an assigned task to you.</p> <p>4 – Every time 3 – Usually 2 – Occasionally/Sometimes 1 – Rarely 0 – I don't have a mentor</p>	4
<p>Q.12 The teachers illustrate the concepts through examples and applications.</p> <p>4 – Every time 3 – Usually 2 – Occasionally/Sometimes 1 – Rarely 0 – Never</p>	4
<p>Q.13 The teachers identify your strengths and encourage you with providing right level of guidance.</p> <p>4 – Fully 3 – Reasonably 2 – Partially 1 – Slightly 0 – Unable to</p>	3
<p>Q.14 Teachers are able to identify your weaknesses and help you to overcome them.</p> <p>4 – Every time 3 – Usually 2 – Occasionally/Sometimes 1 – Rarely 0 – Never</p>	4
<p>Q.15 The institute takes active interest in promoting internship, student exchange, Project, field visit opportunities for students.</p> <p>4 – Regularly 3 – Often 2 – Sometimes 1 – Rarely 0 – Never</p>	3

Signature: Ganesh

Name: Rathod Ganesh

Swami Vivekanand Shikshan Prasarak Mandal's
Swami Vivekanand Mahavidyalaya, Udgir,
Taluka- Udgir, District- Latur 413517.

Govt. of Maharashtra Recognized & Permanently affiliated to swami Ramanand Teerth Marathwada University , Nanded.
(Recognized Under Section 2 (f) & 12 (b) of U.G.C.Act 1956), NAAC Accreditation 'B' Grade

Students' Feedback on Student Satisfaction Survey

Academic Year: 2022-23 Class: BCA FY Semester: I / II / III / IV / V / VI

Name of the student: Badnale Harshad Shivanand

Mobile: - +91 9637334618 Gender: Male : Female: Transgender:

It would be best to rating (4 – 0) only one of the Provided options in the relevant cell.

Following are questions for student satisfaction survey regarding teaching learning process.

Question:

Answer:

Q.1 How much of the syllabus was covered in the class? 4 – 85 to 100% 3 – 70 to 84% 2 – 55 to 69% 1 – 30 to 54% 0 – Below 30%	3
Q.2 How well did the teachers prepare for the classes? 4 – Thoroughly 3 – Satisfactorily 2 – Poorly 1 – Indifferently 0 – Won't teach at all	3
Q.3 How well were the teachers able to communicate? 4 – Always effective 3 – Sometimes effective 2 – Just satisfactorily 1 – Generally ineffective 0 – Very poor communication	4
Q.4 The teacher's approach to teaching can best be described as 4 – Excellent 3 – Very good 2 – Good 1 – Fair 0 – Poor	3
Q.5 Fairness of the internal evaluation process by the teachers. 4 – Always fair 3 – Usually fair 2 – Sometimes unfair 1 – Usually unfair 0 – Unfair	4
Q.6 Was your performance in assignments discussed with you? 4 – Every time 3 – Usually 2 – Occasionally/Sometimes 1 – Rarely 0 – Never	4
Q.7 Teachers encourage you to participate in extracurricular activities, sports. 4 – Strongly agree 3 – Agree 2 – Neutral 1 – Disagree 0 – Strongly disagree	4

<p>Q.8 The teaching and mentoring process in your institution facilitates you in cognitive, social and emotional growth.</p> <p>4 – Significantly 3 – Very well 2 – Moderately 1 – Marginally 0 – Not at all</p>	4
<p>Q.9 The institution provides multiple opportunities to learn and grow.</p> <p>4 – Strongly agree 3 – Agree 2 – Neutral 1 – Disagree 0 – Strongly disagree</p>	3
<p>Q.10 Teachers inform you about your expected competencies, course outcomes course Objective and programme outcomes.</p> <p>4 – Every time 3 – Usually 2 – Occasionally/Sometimes 1 – Rarely 0 – Never</p>	3
<p>Q.11 Your mentor does a necessary follow-up with an assigned task to you.</p> <p>4 – Every time 3 – Usually 2 – Occasionally/Sometimes 1 – Rarely 0 – I don't have a mentor</p>	4
<p>Q.12 The teachers illustrate the concepts through examples and applications.</p> <p>4 – Every time 3 – Usually 2 – Occasionally/Sometimes 1 – Rarely 0 – Never</p>	4
<p>Q.13 The teachers identify your strengths and encourage you with providing right level of guidance.</p> <p>4 – Fully 3 – Reasonably 2 – Partially 1 – Slightly 0 – Unable to</p>	3
<p>Q.14 Teachers are able to identify your weaknesses and help you to overcome them.</p> <p>4 – Every time 3 – Usually 2 – Occasionally/Sometimes 1 – Rarely 0 – Never</p>	3
<p>Q.15 The institute takes active interest in promoting internship, student exchange, Project, field visit opportunities for students.</p> <p>4 – Regularly 3 – Often 2 – Sometimes 1 – Rarely 0 – Never</p>	2

Signature: 

Name: Badnale Harshad

Swami Vivekanand Shikshan Prasarak Mandal's
Swami Vivekanand Mahavidyalaya, Udgir,
 Taluka- Udgir, District- Latur 413517.

Govt. of Maharashtra Recognized & Permanently affiliated to swami Ramanand Teerth Marathwada University, Nanded.
 (Recognized Under Section 2 (f) & 12 (b) of U.G.C. Act 1956), NAAC Accreditation 'B' Grade

Students' Feedback on Student Satisfaction Survey

Academic Year: 2022-23 Class: BCA - 1 year Semester: I/ II/ III /IV/ V/ VI

Name of the student: Arunjay Ganesh Dinkai

Mobile: +91 8830361183 Gender: Male: Female: Transgender:

It would be best to rating (4 - 0) only one of the Provided options in the relevant cell.

Following are questions for student satisfaction survey regarding teaching learning process.

Question:

Answer:

Q.1 How much of the syllabus was covered in the class? 4 - 85 to 100% 3 - 70 to 84% 2 - 55 to 69% 1 - 30 to 54% 0 - Below 30%	4
Q.2 How well did the teachers prepare for the classes? 4 - Thoroughly 3 - Satisfactorily 2 - Poorly 1 - Indifferently 0 - Won't teach at all	4
Q.3 How well were the teachers able to communicate? 4 - Always effective 3 - Sometimes effective 2 - Just satisfactorily 1 - Generally ineffective 0 - Very poor communication	4
Q.4 The teacher's approach to teaching can best be described as 4 - Excellent 3 - Very good 2 - Good 1 - Fair 0 - Poor	4
Q.5 Fairness of the internal evaluation process by the teachers. 4 - Always fair 3 - Usually fair 2 - Sometimes unfair 1 - Usually unfair 0 - Unfair	3
Q.6 Was your performance in assignments discussed with you? 4 - Every time 3 - Usually 2 - Occasionally/Sometimes 1 - Rarely 0 - Never	4
Q.7 Teachers encourage you to participate in extracurricular activities, sports. 4 - Strongly agree 3 - Agree 2 - Neutral 1 - Disagree 0 - Strongly disagree	4

<p>Q.8 The teaching and mentoring process in your institution facilitates you in cognitive, social and emotional growth.</p> <p>4 – Significantly 3 – Very well 2 – Moderately 1 – Marginally 0 – Not at all</p>	3
<p>Q.9 The institution provides multiple opportunities to learn and grow.</p> <p>4 – Strongly agree 3 – Agree 2 – Neutral 1 – Disagree 0 – Strongly disagree</p>	3
<p>Q.10 Teachers inform you about your expected competencies, course outcomes course Objective and programme outcomes.</p> <p>4 – Every time 3 – Usually 2 – Occasionally/Sometimes 1 – Rarely 0 – Never</p>	4
<p>Q.11 Your mentor does a necessary follow-up with an assigned task to you.</p> <p>4 – Every time 3 – Usually 2 – Occasionally/Sometimes 1 – Rarely 0 – I don't have a mentor</p>	4
<p>Q.12 The teachers illustrate the concepts through examples and applications.</p> <p>4 – Every time 3 – Usually 2 – Occasionally/Sometimes 1 – Rarely 0 – Never</p>	4
<p>Q.13 The teachers identify your strengths and encourage you with providing right level of guidance.</p> <p>4 – Fully 3 – Reasonably 2 – Partially 1 – Slightly 0 – Unable to</p>	4
<p>Q.14 Teachers are able to identify your weaknesses and help you to overcome them.</p> <p>4 – Every time 3 – Usually 2 – Occasionally/Sometimes 1 – Rarely 0 – Never</p>	4
<p>Q.15 The institute takes active interest in promoting internship, student exchange, Project, field visit opportunities for students.</p> <p>4 – Regularly 3 – Often 2 – Sometimes 1 – Rarely 0 – Never</p>	3

Signature: 

Name: Anantwar Ganesh

Swami Vivekanand Shikshan Prasarak Mandal's
Swami Vivekanand Mahavidyalaya, Udgir,

Taluka- Udgir, District- Latur 413517.

Govt. of Maharashtra Recognized & Permanently affiliated to swami Ramanand Teerth Marathwada University, Nanded.
(Recognized Under Section 2 (f) & 12 (b) of U.G.C. Act 1956), NAAC Accreditation 'B' Grade

Students' Feedback on Student Satisfaction Survey

Academic Year: 2022-23 Class: BCA-FY Semester: I / II / III / IV / V / VI

Name of the student: Atalkar pooja Bhimrao

Mobile: - +91 7499866171 Gender: Male: Female: Transgender:

It would be best to rating (4-0) only one of the Provided options in the relevant cell.

Following are questions for student satisfaction survey regarding teaching learning process.

Question:

Answer:

Q.1 How much of the syllabus was covered in the class? 4 - 85 to 100% 3 - 70 to 84% 2 - 55 to 69% 1 - 30 to 54% 0 - Below 30%	4
Q.2 How well did the teachers prepare for the classes? 4 - Thoroughly 3 - Satisfactorily 2 - Poorly 1 - Indifferently 0 - Won't teach at all	3
Q.3 How well were the teachers able to communicate? 4 - Always effective 3 - Sometimes effective 2 - Just satisfactorily 1 - Generally ineffective 0 - Very poor communication	4
Q.4 The teacher's approach to teaching can best be described as 4 - Excellent 3 - Very good 2 - Good 1 - Fair 0 - Poor	3
Q.5 Fairness of the internal evaluation process by the teachers. 4 - Always fair 3 - Usually fair 2 - Sometimes unfair 1 - Usually unfair 0 - Unfair	3
Q.6 Was your performance in assignments discussed with you? 4 - Every time 3 - Usually 2 - Occasionally/Sometimes 1 - Rarely 0 - Never	4
Q.7 Teachers encourage you to participate in extracurricular activities, sports. 4 - Strongly agree 3 - Agree 2 - Neutral 1 - Disagree 0 - Strongly disagree	4

<p>Q.8 The teaching and mentoring process in your institution facilitates you in cognitive, social and emotional growth.</p> <p>4 – Significantly 3 – Very well 2 – Moderately 1 – Marginally 0 – Not at all</p>	3
<p>Q.9 The institution provides multiple opportunities to learn and grow.</p> <p>4 – Strongly agree 3 – Agree 2 – Neutral 1 – Disagree 0 – Strongly disagree</p>	3
<p>Q.10 Teachers inform you about your expected competencies, course outcomes course Objective and programme outcomes.</p> <p>4 – Every time 3 – Usually 2 – Occasionally/Sometimes 1 – Rarely 0 – Never</p>	4
<p>Q.11 Your mentor does a necessary follow-up with an assigned task to you.</p> <p>4 – Every time 3 – Usually 2 – Occasionally/Sometimes 1 – Rarely 0 – I don't have a mentor</p>	4
<p>Q.12 The teachers illustrate the concepts through examples and applications.</p> <p>4 – Every time 3 – Usually 2 – Occasionally/Sometimes 1 – Rarely 0 – Never</p>	4
<p>Q.13 The teachers identify your strengths and encourage you with providing right level of guidance.</p> <p>4 – Fully 3 – Reasonably 2 – Partially 1 – Slightly 0 – Unable to</p>	3
<p>Q.14 Teachers are able to identify your weaknesses and help you to overcome them.</p> <p>4 – Every time 3 – Usually 2 – Occasionally/Sometimes 1 – Rarely 0 – Never</p>	4
<p>Q.15 The institute takes active interest in promoting internship, student exchange, Project, field visit opportunities for students.</p> <p>4 – Regularly 3 – Often 2 – Sometimes 1 – Rarely 0 – Never</p>	4

Signature: pooja

Name: Atolkar pooja bhimrao

Swami Vivekanand Shikshan Prasarak Mandal's
Swami Vivekanand Mahavidyalaya, Udgir,

Taluka- Udgir, District- Latur 413517.

Govt. of Maharashtra Recognized & Permanently affiliated to swami Ramanand Teerth Marathwada University, Nanded.
(Recognized Under Section 2 (f) & 12 (b) of U.G.C. Act 1956), NAAC Accreditation 'B' Grade

Students' Feedback on Student Satisfaction Survey

Academic Year: 2022-23 Class: BCA fy Semester: I / (II) III / IV / V / VI

Name of the student: Tite vaishnavi Dayanand

Mobile: - +91 7410575745 Gender: Male : Female: Transgender:

It would be best to rating (4 - 0) only one of the Provided options in the relevant cell.


Following are questions for student satisfaction survey regarding teaching learning process.

Question:

Answer:

Q.1 How much of the syllabus was covered in the class? 4 - 85 to 100% 3 - 70 to 84% 2 - 55 to 69% 1 - 30 to 54% 0 - Below 30%	4
Q.2 How well did the teachers prepare for the classes? 4 - Thoroughly 3 - Satisfactorily 2 - Poorly 1 - Indifferently 0 - Won't teach at all	4
Q.3 How well were the teachers able to communicate? 4 - Always effective 3 - Sometimes effective 2 - Just satisfactorily 1 - Generally ineffective 0 - Very poor communication	4
Q.4 The teacher's approach to teaching can best be described as 4 - Excellent 3 - Very good 2 - Good 1 - Fair 0 - Poor	4
Q.5 Fairness of the internal evaluation process by the teachers. 4 - Always fair 3 - Usually fair 2 - Sometimes unfair 1 - Usually unfair 0 - Unfair	4
Q.6 Was your performance in assignments discussed with you? 4 - Every time 3 - Usually 2 - Occasionally/Sometimes 1 - Rarely 0 - Never	4
Q.7 Teachers encourage you to participate in extracurricular activities, sports. 4 - Strongly agree 3 - Agree 2 - Neutral 1 - Disagree 0 - Strongly disagree	4

<p>Q.8 The teaching and mentoring process in your institution facilitates you in cognitive, social and emotional growth.</p> <p>4 – Significantly 3 – Very well 2 – Moderately 1 – Marginally 0 – Not at all</p>	4
<p>Q.9 The institution provides multiple opportunities to learn and grow.</p> <p>4 – Strongly agree 3 – Agree 2 – Neutral 1 – Disagree 0 – Strongly disagree</p>	4
<p>Q.10 Teachers inform you about your expected competencies, course outcomes course Objective and programme outcomes.</p> <p>4 – Every time 3 – Usually 2 – Occasionally/Sometimes 1 – Rarely 0 – Never</p>	3
<p>Q.11 Your mentor does a necessary follow-up with an assigned task to you.</p> <p>4 – Every time 3 – Usually 2 – Occasionally/Sometimes 1 – Rarely 0 – I don't have a mentor</p>	4
<p>Q.12 The teachers illustrate the concepts through examples and applications.</p> <p>4 – Every time 3 – Usually 2 – Occasionally/Sometimes 1 – Rarely 0 – Never</p>	4
<p>Q.13 The teachers identify your strengths and encourage you with providing right level of guidance.</p> <p>4 – Fully 3 – Reasonably 2 – Partially 1 – Slightly 0 – Unable to</p>	4
<p>Q.14 Teachers are able to identify your weaknesses and help you to overcome them.</p> <p>4 – Every time 3 – Usually 2 – Occasionally/Sometimes 1 – Rarely 0 – Never</p>	3
<p>Q.15 The institute takes active interest in promoting internship, student exchange, Project, field visit opportunities for students.</p> <p>4 – Regularly 3 – Often 2 – Sometimes 1 – Rarely 0 – Never</p>	4

Signature: 

Name: Tille vaishnavi Dayanand.

Swami Vivekanand Shikshan Prasarak Mandal's
Swami Vivekanand Mahavidyalaya, Udgir,
Taluka- Udgir, District- Latur 413517.

Govt. of Maharashtra Recognized & Permanently affiliated to swami Ramanand Teerth Marathwada University, Nanded.
(Recognized Under Section 2 (f) & 12 (b) of U.G.C. Act 1956), NAAC Accreditation 'B' Grade

Students' Feedback on Student Satisfaction Survey

Academic Year: 2022-23 Class: BCA -fy Semester: I/ II/ III /IV / V/ VI

Name of the student: patil sneha Dattatraya

Mobile: - +91 8177846198 Gender: Male: Female: Transgender:


It would be best to rating (4-0) only one of the Provided options in the relevant cell.

Following are questions for student satisfaction survey regarding teaching learning process.

Answer:

Question:	Answer:
Q.1 How much of the syllabus was covered in the class? 4 - 85 to 100% 3 - 70 to 84% 2 - 55 to 69% 1 - 30 to 54% 0 - Below 30%	4
Q.2 How well did the teachers prepare for the classes? 4 - Thoroughly 3 - Satisfactorily 2 - Poorly 1 - Indifferently 0 - Won't teach at all	4
Q.3 How well were the teachers able to communicate? 4 - Always effective 3 - Sometimes effective 2 - Just satisfactorily 1 - Generally ineffective 0 - Very poor communication	4
Q.4 The teacher's approach to teaching can best be described as 4 - Excellent 3 - Very good 2 - Good 1 - Fair 0 - Poor	4
Q.5 Fairness of the internal evaluation process by the teachers. 4 - Always fair 3 - Usually fair 2 - Sometimes unfair 1 - Usually unfair 0 - Unfair	4
Q.6 Was your performance in assignments discussed with you? 4 - Every time 3 - Usually 2 - Occasionally/Sometimes 1 - Rarely 0 - Never	3
Q.7 Teachers encourage you to participate in extracurricular activities, sports. 4 - Strongly agree 3 - Agree 2 - Neutral 1 - Disagree 0 - Strongly disagree	3

<p>Q.8 The teaching and mentoring process in your institution facilitates you in cognitive, social and emotional growth.</p> <p>4 – Significantly 3 – Very well 2 – Moderately 1 – Marginally 0 – Not at all</p>	4
<p>Q.9 The institution provides multiple opportunities to learn and grow.</p> <p>4 – Strongly agree 3 – Agree 2 – Neutral 1 – Disagree 0 – Strongly disagree</p>	4
<p>Q.10 Teachers inform you about your expected competencies, course outcomes course Objective and programme outcomes.</p> <p>4 – Every time 3 – Usually 2 – Occasionally/Sometimes 1 – Rarely 0 – Never</p>	4
<p>Q.11 Your mentor does a necessary follow-up with an assigned task to you.</p> <p>4 – Every time 3 – Usually 2 – Occasionally/Sometimes 1 – Rarely 0 – I don't have a mentor</p>	4
<p>Q.12 The teachers illustrate the concepts through examples and applications.</p> <p>4 – Every time 3 – Usually 2 – Occasionally/Sometimes 1 – Rarely 0 – Never</p>	4
<p>Q.13 The teachers identify your strengths and encourage you with providing right level of guidance.</p> <p>4 – Fully 3 – Reasonably 2 – Partially 1 – Slightly 0 – Unable to</p>	4
<p>Q.14 Teachers are able to identify your weaknesses and help you to overcome them.</p> <p>4 – Every time 3 – Usually 2 – Occasionally/Sometimes 1 – Rarely 0 – Never</p>	4
<p>Q.15 The institute takes active interest in promoting internship, student exchange, Project, field visit opportunities for students.</p> <p>4 – Regularly 3 – Often 2 – Sometimes 1 – Rarely 0 – Never</p>	4

Signature: 

Name: Patil sneha Dattatraya

Swami Vivekanand Shikshan Prasarak Mandal's
Swami Vivekanand Mahavidyalaya, Udgir,
 Taluka- Udgir, District- Latur 413517.

Govt. of Maharashtra Recognized & Permanently affiliated to swami Ramanand Teerth Marathwada University, Nanded.
 (Recognized Under Section 2 (f) & 12 (b) of U.G.C. Act 1956), NAAC Accreditation "B" Grade

Students' Feedback on Student Satisfaction Survey

Academic Year: 2022-23 Class: BCA FY Semester: I / II / III / IV / V / VI

Name of the student: Bhosale Punam Ramrao

Mobile: - +91 8308259039 Gender: Male: Female: Transgender:

It would be best to rating (4 - 0) only one of the Provided options in the relevant cell.

Following are questions for student satisfaction survey regarding teaching learning process.

Question:	Answer:
Q.1 How much of the syllabus was covered in the class? 4 - 85 to 100% 3 - 70 to 84% 2 - 55 to 69% 1 - 30 to 54% 0 - Below 30%	4
Q.2 How well did the teachers prepare for the classes? 4 - Thoroughly 3 - Satisfactorily 2 - Poorly 1 - Indifferently 0 - Won't teach at all	3
Q.3 How well were the teachers able to communicate? 4 - Always effective 3 - Sometimes effective 2 - Just satisfactorily 1 - Generally ineffective 0 - Very poor communication	4
Q.4 The teacher's approach to teaching can best be described as 4 - Excellent 3 - Very good 2 - Good 1 - Fair 0 - Poor	3
Q.5 Fairness of the internal evaluation process by the teachers. 4 - Always fair 3 - Usually fair 2 - Sometimes unfair 1 - Usually unfair 0 - Unfair	3
Q.6 Was your performance in assignments discussed with you? 4 - Every time 3 - Usually 2 - Occasionally/Sometimes 1 - Rarely 0 - Never	4
Q.7 Teachers encourage you to participate in extracurricular activities, sports. 4 - Strongly agree 3 - Agree 2 - Neutral 1 - Disagree 0 - Strongly disagree	4

<p>Q.8 The teaching and mentoring process in your institution facilitates you in cognitive, social and emotional growth.</p> <p>4 – Significantly 3 – Very well 2 – Moderately 1 – Marginally 0 – Not at all</p>	4
<p>Q.9 The institution provides multiple opportunities to learn and grow.</p> <p>4 – Strongly agree 3 – Agree 2 – Neutral 1 – Disagree 0 – Strongly disagree</p>	4
<p>Q.10 Teachers inform you about your expected competencies, course outcomes course Objective and programme outcomes.</p> <p>4 – Every time 3 – Usually 2 – Occasionally/Sometimes 1 – Rarely 0 – Never</p>	4
<p>Q.11 Your mentor does a necessary follow-up with an assigned task to you.</p> <p>4 – Every time 3 – Usually 2 – Occasionally/Sometimes 1 – Rarely 0 – I don't have a mentor</p>	3
<p>Q.12 The teachers illustrate the concepts through examples and applications.</p> <p>4 – Every time 3 – Usually 2 – Occasionally/Sometimes 1 – Rarely 0 – Never</p>	3
<p>Q.13 The teachers identify your strengths and encourage you with providing right level of guidance.</p> <p>4 – Fully 3 – Reasonably 2 – Partially 1 – Slightly 0 – Unable to</p>	4
<p>Q.14 Teachers are able to identify your weaknesses and help you to overcome them.</p> <p>4 – Every time 3 – Usually 2 – Occasionally/Sometimes 1 – Rarely 0 – Never</p>	3
<p>Q.15 The institute takes active interest in promoting internship, student exchange, Project, field visit opportunities for students.</p> <p>4 – Regularly 3 – Often 2 – Sometimes 1 – Rarely 0 – Never</p>	4

Signature: 

Name: Punam Ram Bhosale

Swami Vivekanand Shikshan Prasarak Mandal's
Swami Vivekanand Mahavidyalaya, Udgir,
 Taluka- Udgir, District- Latur 413517.

Govt. of Maharashtra Recognized & Permanently affiliated to swami Ramanand Teerth Marathwada University, Nanded.
 (Recognized Under Section 2 (f) & 12 (b) of U.G.C. Act 1956), NAAC Accreditation 'B' Grade

Students' Feedback on Student Satisfaction Survey

Academic Year: 2022-23 Class: BCA Fy Semester: I / II / III / IV / V / VI

Name of the student: Patil Aditi Surykant

Mobile: - +91 8421914895 Gender: Male: Female: Transgender:

It would be best to rating (4 - 0) only one of the Provided options in the relevant cell.

Following are questions for student satisfaction survey regarding teaching learning process.

Question:	Answer:
Q.1 How much of the syllabus was covered in the class? 4 - 85 to 100% 3 - 70 to 84% 2 - 55 to 69% 1 - 30 to 54% 0 - Below 30%	4
Q.2 How well did the teachers prepare for the classes? 4 - Thoroughly 3 - Satisfactorily 2 - Poorly 1 - Indifferently 0 - Won't teach at all	3
Q.3 How well were the teachers able to communicate? 4 - Always effective 3 - Sometimes effective 2 - Just satisfactorily 1 - Generally ineffective 0 - Very poor communication	4
Q.4 The teacher's approach to teaching can best be described as 4 - Excellent 3 - Very good 2 - Good 1 - Fair 0 - Poor	4
Q.5 Fairness of the internal evaluation process by the teachers. 4 - Always fair 3 - Usually fair 2 - Sometimes unfair 1 - Usually unfair 0 - Unfair	3
Q.6 Was your performance in assignments discussed with you? 4 - Every time 3 - Usually 2 - Occasionally/Sometimes 1 - Rarely 0 - Never	4
Q.7 Teachers encourage you to participate in extracurricular activities, sports. 4 - Strongly agree 3 - Agree 2 - Neutral 1 - Disagree 0 - Strongly disagree	4

<p>Q.8 The teaching and mentoring process in your institution facilitates you in cognitive, social and emotional growth.</p> <p>4 – Significantly 3 – Very well 2 – Moderately 1 – Marginally 0 – Not at all</p>	4
<p>Q.9 The institution provides multiple opportunities to learn and grow.</p> <p>4 – Strongly agree 3 – Agree 2 – Neutral 1 – Disagree 0 – Strongly disagree</p>	3
<p>Q.10 Teachers inform you about your expected competencies, course outcomes course Objective and programme outcomes.</p> <p>4 – Every time 3 – Usually 2 – Occasionally/Sometimes 1 – Rarely 0 – Never</p>	4
<p>Q.11 Your mentor does a necessary follow-up with an assigned task to you.</p> <p>4 – Every time 3 – Usually 2 – Occasionally/Sometimes 1 – Rarely 0 – I don't have a mentor</p>	4
<p>Q.12 The teachers illustrate the concepts through examples and applications.</p> <p>4 – Every time 3 – Usually 2 – Occasionally/Sometimes 1 – Rarely 0 – Never</p>	4
<p>Q.13 The teachers identify your strengths and encourage you with providing right level of guidance.</p> <p>4 – Fully 3 – Reasonably 2 – Partially 1 – Slightly 0 – Unable to</p>	4
<p>Q.14 Teachers are able to identify your weaknesses and help you to overcome them.</p> <p>4 – Every time 3 – Usually 2 – Occasionally/Sometimes 1 – Rarely 0 – Never</p>	4
<p>Q.15 The institute takes active interest in promoting internship, student exchange, Project, field visit opportunities for students.</p> <p>4 – Regularly 3 – Often 2 – Sometimes 1 – Rarely 0 – Never</p>	4

Signature: 

Name: Aditi Patil

Swami Vivekanand Shikshan Prasarak Mandal's
Swami Vivekanand Mahavidyalaya, Udgir,
 Taluka- Udgir, District- Latur 413517.

Govt. of Maharashtra Recognized & Permanently affiliated to swami Ramanand Teerth Marathwada University, Nanded.
 (Recognized Under Section 2 (f) & 12 (b) of U.G.C. Act 1956), NAAC Accreditation 'B' Grade

Students' Feedback on Student Satisfaction Survey

Academic Year: 2022-23 Class: BCA FY Semester: I / II / III / IV / V / VI

Name of the student: Malusare Bhavana Balaji

Mobile: - +91 9309866844 Gender: Male: Female: Transgender:

It would be best to rating (4 - 0) only one of the Provided options in the relevant cell.

Following are questions for student satisfaction survey regarding teaching learning process.

Question:	Answer:
Q.1 How much of the syllabus was covered in the class? 4 - 85 to 100% 3 - 70 to 84% 2 - 55 to 69% 1 - 30 to 54% 0 - Below 30%	4 85 to 100%
Q.2 How well did the teachers prepare for the classes? 4 - Thoroughly 3 - Satisfactorily 2 - Poorly 1 - Indifferently 0 - Won't teach at all	3
Q.3 How well were the teachers able to communicate? 4 - Always effective 3 - Sometimes effective 2 - Just satisfactorily 1 - Generally ineffective 0 - Very poor communication	4
Q.4 The teacher's approach to teaching can best be described as 4 - Excellent 3 - Very good 2 - Good 1 - Fair 0 - Poor	3
Q.5 Fairness of the internal evaluation process by the teachers. 4 - Always fair 3 - Usually fair 2 - Sometimes unfair 1 - Usually unfair 0 - Unfair	3
Q.6 Was your performance in assignments discussed with you? 4 - Every time 3 - Usually 2 - Occasionally/Sometimes 1 - Rarely 0 - Never	4
Q.7 Teachers encourage you to participate in extracurricular activities, sports. 4 - Strongly agree 3 - Agree 2 - Neutral 1 - Disagree 0 - Strongly disagree	3

<p>Q.8 The teaching and mentoring process in your institution facilitates you in cognitive, social and emotional growth.</p> <p>4 – Significantly 3 – Very well 2 – Moderately 1 – Marginally 0 – Not at all</p>	3
<p>Q.9 The institution provides multiple opportunities to learn and grow.</p> <p>4 – Strongly agree 3 – Agree 2 – Neutral 1 – Disagree 0 – Strongly disagree</p>	3
<p>Q.10 Teachers inform you about your expected competencies, course outcomes course Objective and programme outcomes.</p> <p>4 – Every time 3 – Usually 2 – Occasionally/Sometimes 1 – Rarely 0 – Never</p>	4
<p>Q.11 Your mentor does a necessary follow-up with an assigned task to you.</p> <p>4 – Every time 3 – Usually 2 – Occasionally/Sometimes 1 – Rarely 0 – I don't have a mentor</p>	4
<p>Q.12 The teachers illustrate the concepts through examples and applications.</p> <p>4 – Every time 3 – Usually 2 – Occasionally/Sometimes 1 – Rarely 0 – Never</p>	4
<p>Q.13 The teachers identify your strengths and encourage you with providing right level of guidance.</p> <p>4 – Fully 3 – Reasonably 2 – Partially 1 – Slightly 0 – Unable to</p>	4
<p>Q.14 Teachers are able to identify your weaknesses and help you to overcome them.</p> <p>4 – Every time 3 – Usually 2 – Occasionally/Sometimes 1 – Rarely 0 – Never</p>	3
<p>Q.15 The institute takes active interest in promoting internship, student exchange, Project, field visit opportunities for students.</p> <p>4 – Regularly 3 – Often 2 – Sometimes 1 – Rarely 0 – Never</p>	4

Signature: Bhavana

Name: Bhavana Malusare

Swami Vivekanand Shikshan Prasarak Mandal's
Swami Vivekanand Mahavidyalaya, Udgir,
 Taluka- Udgir, District- Latur 413517.

Govt. of Maharashtra Recognized & Permanently affiliated to swami Ramanand Teerth Marathwada University, Nanded.
 (Recognized Under Section 2 (f) & 12 (b) of U.G.C. Act 1956), NAAC Accreditation 'B' Grade

Students' Feedback on Student Satisfaction Survey

Academic Year: 2022-23 Class: BCA - FY Semester: I / II / III / IV / V / VI

Name of the student: Waichale parash Dilip

Mobile: - +91 9359860901 Gender: Male : Female: Transgender:

It would be best to rating (4 - 0) only one of the Provided options in the relevant cell.

Following are questions for student satisfaction survey regarding teaching learning process.

Question:

Answer:

Q.1 How much of the syllabus was covered in the class? 4 - 85 to 100% 3 - 70 to 84% 2 - 55 to 69% 1 - 30 to 54% 0 - Below 30%	3
Q.2 How well did the teachers prepare for the classes? 4 - Thoroughly 3 - Satisfactorily 2 - Poorly 1 - Indifferently 0 - Won't teach at all	3
Q.3 How well were the teachers able to communicate? 4 - Always effective 3 - Sometimes effective 2 - Just satisfactorily 1 - Generally ineffective 0 - Very poor communication	4
Q.4 The teacher's approach to teaching can best be described as 4 - Excellent 3 - Very good 2 - Good 1 - Fair 0 - Poor	4
Q.5 Fairness of the internal evaluation process by the teachers. 4 - Always fair 3 - Usually fair 2 - Sometimes unfair 1 - Usually unfair 0 - Unfair	4
Q.6 Was your performance in assignments discussed with you? 4 - Every time 3 - Usually 2 - Occasionally/Sometimes 1 - Rarely 0 - Never	4
Q.7 Teachers encourage you to participate in extracurricular activities, sports. 4 - Strongly agree 3 - Agree 2 - Neutral 1 - Disagree 0 - Strongly disagree	4

<p>Q.8 The teaching and mentoring process in your institution facilitates you in cognitive, social and emotional growth.</p> <p>4 - Significantly 3 - Very well 2 - Moderately 1 - Marginally 0 - Not at all</p>	3
<p>Q.9 The institution provides multiple opportunities to learn and grow.</p> <p>4 - Strongly agree 3 - Agree 2 - Neutral 1 - Disagree 0 - Strongly disagree</p>	4
<p>Q.10 Teachers inform you about your expected competencies, course outcomes course Objective and programme outcomes.</p> <p>4 - Every time 3 - Usually 2 - Occasionally/Sometimes 1 - Rarely 0 - Never</p>	4
<p>Q.11 Your mentor does a necessary follow-up with an assigned task to you.</p> <p>4 - Every time 3 - Usually 2 - Occasionally/Sometimes 1 - Rarely 0 - I don't have a mentor</p>	3
<p>Q.12 The teachers illustrate the concepts through examples and applications.</p> <p>4 - Every time 3 - Usually 2 - Occasionally/Sometimes 1 - Rarely 0 - Never</p>	4
<p>Q.13 The teachers identify your strengths and encourage you with providing right level of guidance.</p> <p>4 - Fully 3 - Reasonably 2 - Partially 1 - Slightly 0 - Unable to</p>	4
<p>Q.14 Teachers are able to identify your weaknesses and help you to overcome them.</p> <p>4 - Every time 3 - Usually 2 - Occasionally/Sometimes 1 - Rarely 0 - Never</p>	4
<p>Q.15 The institute takes active interest in promoting internship, student exchange, Project, field visit opportunities for students.</p> <p>4 - Regularly 3 - Often 2 - Sometimes 1 - Rarely 0 - Never</p>	4

Signature: W. Parash

Name: Parash Waichule

Swami Vivekanand Shikshan Prasarak Mandal's
Swami Vivekanand Mahavidyalaya, Udgir,

Taluka- Udgir, District- Latur 413517.

Govt. of Maharashtra Recognized & Permanently affiliated to swami Ramanand Teerth Marathwada University, Nanded.
(Recognized Under Section 2 (f) & 12 (b) of U.G.C.Act 1956), NAAC Accreditation 'B' Grade

Students' Feedback on Student Satisfaction Survey

Academic Year: 2022-23 Class: BCA - FY Semester: I / II / III / IV / V / VI

Name of the student: Malegave Digambar Shivaji

Mobile: - +91 8010703493 Gender: Male: Female: Transgender:

It would be best to rating (4 - 0) only one of the Provided options in the relevant cell.

Following are questions for student satisfaction survey regarding teaching learning process.

Question:	Answer:
Q.1 How much of the syllabus was covered in the class? 4 - 85 to 100% 3 - 70 to 84% 2 - 55 to 69% 1 - 30 to 54% 0 - Below 30%	4
Q.2 How well did the teachers prepare for the classes? 4 - Thoroughly 3 - Satisfactorily 2 - Poorly 1 - Indifferently 0 - Won't teach at all	3
Q.3 How well were the teachers able to communicate? 4 - Always effective 3 - Sometimes effective 2 - Just satisfactorily 1 - Generally ineffective 0 - Very poor communication	3
Q.4 The teacher's approach to teaching can best be described as 4 - Excellent 3 - Very good 2 - Good 1 - Fair 0 - Poor	3
Q.5 Fairness of the internal evaluation process by the teachers. 4 - Always fair 3 - Usually fair 2 - Sometimes unfair 1 - Usually unfair 0 - Unfair	4
Q.6 Was your performance in assignments discussed with you? 4 - Every time 3 - Usually 2 - Occasionally/Sometimes 1 - Rarely 0 - Never	4
Q.7 Teachers encourage you to participate in extracurricular activities, sports. 4 - Strongly agree 3 - Agree 2 - Neutral 1 - Disagree 0 - Strongly disagree	3.

<p>Q.8 The teaching and mentoring process in your institution facilitates you in cognitive, social and emotional growth.</p> <p>4 – Significantly 3 – Very well 2 – Moderately 1 – Marginally 0 – Not at all</p>	3
<p>Q.9 The institution provides multiple opportunities to learn and grow.</p> <p>4 – Strongly agree 3 – Agree 2 – Neutral 1 – Disagree 0 – Strongly disagree</p>	3
<p>Q.10 Teachers inform you about your expected competencies, course outcomes course Objective and programme outcomes.</p> <p>4 – Every time 3 – Usually 2 – Occasionally/Sometimes 1 – Rarely 0 – Never</p>	3
<p>Q.11 Your mentor does a necessary follow-up with an assigned task to you.</p> <p>4 – Every time 3 – Usually 2 – Occasionally/Sometimes 1 – Rarely 0 – I don't have a mentor</p>	3
<p>Q.12 The teachers illustrate the concepts through examples and applications.</p> <p>4 – Every time 3 – Usually 2 – Occasionally/Sometimes 1 – Rarely 0 – Never</p>	4
<p>Q.13 The teachers identify your strengths and encourage you with providing right level of guidance.</p> <p>4 – Fully 3 – Reasonably 2 – Partially 1 – Slightly 0 – Unable to</p>	3
<p>Q.14 Teachers are able to identify your weaknesses and help you to overcome them.</p> <p>4 – Every time 3 – Usually 2 – Occasionally/Sometimes 1 – Rarely 0 – Never</p>	3
<p>Q.15 The institute takes active interest in promoting internship, student exchange, Project, field visit opportunities for students.</p> <p>4 – Regularly 3 – Often 2 – Sometimes 1 – Rarely 0 – Never</p>	3

Signature: *Digambar*

Name: Molegave Digambar
shivaji

Swami Vivekanand Shikshan Prasarak Mandal's
Swami Vivekanand Mahavidyalaya, Udgir,
 Taluka- Udgir, District- Latur 413517.

Govt. of Maharashtra Recognized & Permanently affiliated to swami Ramanand Teerth Marathwada University, Nanded.
 (Recognized Under Section 2 (f) & 12 (b) of U.G.C. Act 1956), NAAC Accreditation 'B' Grade

Students' Feedback on Student Satisfaction Survey

Academic Year: 2022-23 Class: BCA - FY Semester: I / II / III / IV / V / VI

Name of the student: shelkale sumit dhondiram

Mobile: - +91 8080206967 Gender: Male: Female: Transgender:

It would be best to rating (4 - 0) only one of the Provided options in the relevant cell.

Following are questions for student satisfaction survey regarding teaching learning process.


Question:

Answer:

Q.1 How much of the syllabus was covered in the class? 4 - 85 to 100% 3 - 70 to 84% 2 - 55 to 69% 1 - 30 to 54% 0 - Below 30%	4
Q.2 How well did the teachers prepare for the classes? 4 - Thoroughly 3 - Satisfactorily 2 - Poorly 1 - Indifferently 0 - Won't teach at all	4
Q.3 How well were the teachers able to communicate? 4 - Always effective 3 - Sometimes effective 2 - Just satisfactorily 1 - Generally ineffective 0 - Very poor communication	4
Q.4 The teacher's approach to teaching can best be described as 4 - Excellent 3 - Very good 2 - Good 1 - Fair 0 - Poor	3
Q.5 Fairness of the internal evaluation process by the teachers. 4 - Always fair 3 - Usually fair 2 - Sometimes unfair 1 - Usually unfair 0 - Unfair	3
Q.6 Was your performance in assignments discussed with you? 4 - Every time 3 - Usually 2 - Occasionally/Sometimes 1 - Rarely 0 - Never	4
Q.7 Teachers encourage you to participate in extracurricular activities, sports. 4 - Strongly agree 3 - Agree 2 - Neutral 1 - Disagree 0 - Strongly disagree	4

<p>Q.8 The teaching and mentoring process in your institution facilitates you in cognitive, social and emotional growth.</p> <p>4 – Significantly 3 – Very well 2 – Moderately 1 – Marginally 0 – Not at all</p>	3
<p>Q.9 The institution provides multiple opportunities to learn and grow.</p> <p>4 – Strongly agree 3 – Agree 2 – Neutral 1 – Disagree 0 – Strongly disagree</p>	4
<p>Q.10 Teachers inform you about your expected competencies, course outcomes course Objective and programme outcomes.</p> <p>4 – Every time 3 – Usually 2 – Occasionally/Sometimes 1 – Rarely 0 – Never</p>	4
<p>Q.11 Your mentor does a necessary follow-up with an assigned task to you.</p> <p>4 – Every time 3 – Usually 2 – Occasionally/Sometimes 1 – Rarely 0 – I don't have a mentor</p>	4
<p>Q.12 The teachers illustrate the concepts through examples and applications.</p> <p>4 – Every time 3 – Usually 2 – Occasionally/Sometimes 1 – Rarely 0 – Never</p>	4
<p>Q.13 The teachers identify your strengths and encourage you with providing right level of guidance.</p> <p>4 – Fully 3 – Reasonably 2 – Partially 1 – Slightly 0 – Unable to</p>	4
<p>Q.14 Teachers are able to identify your weaknesses and help you to overcome them.</p> <p>4 – Every time 3 – Usually 2 – Occasionally/Sometimes 1 – Rarely 0 – Never</p>	4
<p>Q.15 The institute takes active interest in promoting internship, student exchange, Project, field visit opportunities for students.</p> <p>4 – Regularly 3 – Often 2 – Sometimes 1 – Rarely 0 – Never</p>	4

Signature:



Name: shekhae sumit chondhoo

Swami Vivekanand Shikshan Prasarak Mandal's
Swami Vivekanand Mahavidyalaya, Udgir,

Taluka- Udgir, District- Latur 413517.

Govt. of Maharashtra Recognized & Permanently affiliated to swami Ramanand Teerth Marathwada University, Nanded.
(Recognized Under Section 2 (f) & 12 (b) of U.G.C. Act 1956), NAAC Accreditation 'B' Grade

Students' Feedback on Student Satisfaction Survey

Academic Year: 2022-23 Class: BCA - FY Semester: I / II / III / IV / V / VI

Name of the student: Waghmare Vishnu Sangram

Mobile: - +91 9529389185 Gender: Male: Female: Transgender:

It would be best to rating (4 - 0) only one of the Provided options in the relevant cell.

Following are questions for student satisfaction survey regarding teaching learning process.

Question:

Answer:

Q.1 How much of the syllabus was covered in the class? 4 - 85 to 100% 3 - 70 to 84% 2 - 55 to 69% 1 - 30 to 54% 0 - Below 30%	4
Q.2 How well did the teachers prepare for the classes? 4 - Thoroughly 3 - Satisfactorily 2 - Poorly 1 - Indifferently 0 - Won't teach at all	4
Q.3 How well were the teachers able to communicate? 4 - Always effective 3 - Sometimes effective 2 - Just satisfactorily 1 - Generally ineffective 0 - Very poor communication	3
Q.4 The teacher's approach to teaching can best be described as 4 - Excellent 3 - Very good 2 - Good 1 - Fair 0 - Poor	4
Q.5 Fairness of the internal evaluation process by the teachers. 4 - Always fair 3 - Usually fair 2 - Sometimes unfair 1 - Usually unfair 0 - Unfair	4
Q.6 Was your performance in assignments discussed with you? 4 - Every time 3 - Usually 2 - Occasionally/Sometimes 1 - Rarely 0 - Never	3
Q.7 Teachers encourage you to participate in extracurricular activities, sports. 4 - Strongly agree 3 - Agree 2 - Neutral 1 - Disagree 0 - Strongly disagree	4

<p>Q.8 The teaching and mentoring process in your institution facilitates you in cognitive, social and emotional growth.</p> <p>4 - Significantly 3 - Very well 2 - Moderately 1 - Marginally 0 - Not at all</p>	4
<p>Q.9 The institution provides multiple opportunities to learn and grow.</p> <p>4 - Strongly agree 3 - Agree 2 - Neutral 1 - Disagree 0 - Strongly disagree</p>	4
<p>Q.10 Teachers inform you about your expected competencies, course outcomes course Objective and programme outcomes.</p> <p>4 - Every time 3 - Usually 2 - Occasionally/Sometimes 1 - Rarely 0 - Never</p>	3
<p>Q.11 Your mentor does a necessary follow-up with an assigned task to you.</p> <p>4 - Every time 3 - Usually 2 - Occasionally/Sometimes 1 - Rarely 0 - I don't have a mentor</p>	4
<p>Q.12 The teachers illustrate the concepts through examples and applications.</p> <p>4 - Every time 3 - Usually 2 - Occasionally/Sometimes 1 - Rarely 0 - Never</p>	3
<p>Q.13 The teachers identify your strengths and encourage you with providing right level of guidance.</p> <p>4 - Fully 3 - Reasonably 2 - Partially 1 - Slightly 0 - Unable to</p>	4
<p>Q.14 Teachers are able to identify your weaknesses and help you to overcome them.</p> <p>4 - Every time 3 - Usually 2 - Occasionally/Sometimes 1 - Rarely 0 - Never</p>	4
<p>Q.15 The institute takes active interest in promoting internship, student exchange, Project, field visit opportunities for students.</p> <p>4 - Regularly 3 - Often 2 - Sometimes 1 - Rarely 0 - Never</p>	4

Signature: 

Name: Waghmare vishnu sangram

Swami Vivekanand Shikshan Prasarak Mandal's
Swami Vivekanand Mahavidyalaya, Udgir,
Taluka- Udgir, District- Latur 413517.

Govt. of Maharashtra Recognized & Permanently affiliated to swami Ramanand Teerth Marathwada University, Nanded.
(Recognized Under Section 2 (f) & 12 (b) of U.G.C. Act 1956), NAAC Accreditation 'B' Grade

Students' Feedback on Student Satisfaction Survey

Academic Year: 2022-23 Class: BCA Fy -II Semester: I / II / III / IV / V / VI

Name of the student: Balaji Dhandiram Awalkonde

Mobile: - +91 8010638608 Gender: Male: Female: Transgender:

It would be best to rating (4-0) only one of the Provided options in the relevant cell.

Following are questions for student satisfaction survey regarding teaching learning process.

Answer:

Question:	Answer:
Q.1 How much of the syllabus was covered in the class? 4 - 85 to 100% 3 - 70 to 84% 2 - 55 to 69% 1 - 30 to 54% 0 - Below 30%	4
Q.2 How well did the teachers prepare for the classes? 4 - Thoroughly 3 - Satisfactorily 2 - Poorly 1 - Indifferently 0 - Won't teach at all	4
Q.3 How well were the teachers able to communicate? 4 - Always effective 3 - Sometimes effective 2 - Just satisfactorily 1 - Generally ineffective 0 - Very poor communication	4
Q.4 The teacher's approach to teaching can best be described as 4 - Excellent 3 - Very good 2 - Good 1 - Fair 0 - Poor	4
Q.5 Fairness of the internal evaluation process by the teachers. 4 - Always fair 3 - Usually fair 2 - Sometimes unfair 1 - Usually unfair 0 - Unfair	4
Q.6 Was your performance in assignments discussed with you? 4 - Every time 3 - Usually 2 - Occasionally/Sometimes 1 - Rarely 0 - Never	4
Q.7 Teachers encourage you to participate in extracurricular activities, sports. 4 - Strongly agree 3 - Agree 2 - Neutral 1 - Disagree 0 - Strongly disagree	4

<p>Q.8 The teaching and mentoring process in your institution facilitates you in cognitive, social and emotional growth.</p> <p>4 – Significantly 3 – Very well 2 – Moderately 1 – Marginally 0 – Not at all</p>	4
<p>Q.9 The institution provides multiple opportunities to learn and grow.</p> <p>4 – Strongly agree 3 – Agree 2 – Neutral 1 – Disagree 0 – Strongly disagree</p>	4
<p>Q.10 Teachers inform you about your expected competencies, course outcomes course Objective and programme outcomes.</p> <p>4 – Every time 3 – Usually 2 – Occasionally/Sometimes 1 – Rarely 0 – Never</p>	4
<p>Q.11 Your mentor does a necessary follow-up with an assigned task to you.</p> <p>4 – Every time 3 – Usually 2 – Occasionally/Sometimes 1 – Rarely 0 – I don't have a mentor</p>	4
<p>Q.12 The teachers illustrate the concepts through examples and applications.</p> <p>4 – Every time 3 – Usually 2 – Occasionally/Sometimes 1 – Rarely 0 – Never</p>	4
<p>Q.13 The teachers identify your strengths and encourage you with providing right level of guidance.</p> <p>4 – Fully 3 – Reasonably 2 – Partially 1 – Slightly 0 – Unable to</p>	4
<p>Q.14 Teachers are able to identify your weaknesses and help you to overcome them.</p> <p>4 – Every time 3 – Usually 2 – Occasionally/Sometimes 1 – Rarely 0 – Never</p>	4
<p>Q.15 The institute takes active interest in promoting internship, student exchange, Project, field visit opportunities for students.</p> <p>4 – Regularly 3 – Often 2 – Sometimes 1 – Rarely 0 – Never</p>	4

Signature: 

Name: Awalkonde Salaji

Swami Vivekanand Shikshan Prasarak Mandal's
Swami Vivekanand Mahavidyalaya, Udgir,
 Taluka- Udgir, District- Latur 413517.

Govt. of Maharashtra Recognized & Permanently affiliated to swami Ramanand Teerth Marathwada University, Nanded.
 (Recognized Under Section 2 (f) & 12 (b) of U.G.C. Act 1956), NAAC Accreditation 'B' Grade

Students' Feedback on Student Satisfaction Survey

Academic Year: 2022-23 Class: BCA FY Semester: I / II / III / IV / V / VI

Name of the student: Nishikant Ashok Patil

Mobile: - +91 9545689612 Gender: Male: Female: Transgender:

It would be best to rating (4 - 0) only one of the Provided options in the relevant cell.

Following are questions for student satisfaction survey regarding teaching learning process.

Question:	Answer:
Q.1 How much of the syllabus was covered in the class? 4 - 85 to 100% 3 - 70 to 84% 2 - 55 to 69% 1 - 30 to 54% 0 - Below 30%	4
Q.2 How well did the teachers prepare for the classes? 4 - Thoroughly 3 - Satisfactorily 2 - Poorly 1 - Indifferently 0 - Won't teach at all	3
Q.3 How well were the teachers able to communicate? 4 - Always effective 3 - Sometimes effective 2 - Just satisfactorily 1 - Generally ineffective 0 - Very poor communication	3
Q.4 The teacher's approach to teaching can best be described as 4 - Excellent 3 - Very good 2 - Good 1 - Fair 0 - Poor	4
Q.5 Fairness of the internal evaluation process by the teachers. 4 - Always fair 3 - Usually fair 2 - Sometimes unfair 1 - Usually unfair 0 - Unfair	4
Q.6 Was your performance in assignments discussed with you? 4 - Every time 3 - Usually 2 - Occasionally/Sometimes 1 - Rarely 0 - Never	4
Q.7 Teachers encourage you to participate in extracurricular activities, sports. 4 - Strongly agree 3 - Agree 2 - Neutral 1 - Disagree 0 - Strongly disagree	4

<p>Q.8 The teaching and mentoring process in your institution facilitates you in cognitive, social and emotional growth.</p> <p>4 – Significantly 3 – Very well 2 – Moderately 1 – Marginally 0 – Not at all</p>	4
<p>Q.9 The institution provides multiple opportunities to learn and grow.</p> <p>4 – Strongly agree 3 – Agree 2 – Neutral 1 – Disagree 0 – Strongly disagree</p>	4
<p>Q.10 Teachers inform you about your expected competencies, course outcomes course Objective and programme outcomes.</p> <p>4 – Every time 3 – Usually 2 – Occasionally/Sometimes 1 – Rarely 0 – Never</p>	4
<p>Q.11 Your mentor does a necessary follow-up with an assigned task to you.</p> <p>4 – Every time 3 – Usually 2 – Occasionally/Sometimes 1 – Rarely 0 – I don't have a mentor</p>	3
<p>Q.12 The teachers illustrate the concepts through examples and applications.</p> <p>4 – Every time 3 – Usually 2 – Occasionally/Sometimes 1 – Rarely 0 – Never</p>	4
<p>Q.13 The teachers identify your strengths and encourage you with providing right level of guidance.</p> <p>4 – Fully 3 – Reasonably 2 – Partially 1 – Slightly 0 – Unable to</p>	3
<p>Q.14 Teachers are able to identify your weaknesses and help you to overcome them.</p> <p>4 – Every time 3 – Usually 2 – Occasionally/Sometimes 1 – Rarely 0 – Never</p>	4
<p>Q.15 The institute takes active interest in promoting internship, student exchange, Project, field visit opportunities for students.</p> <p>4 – Regularly 3 – Often 2 – Sometimes 1 – Rarely 0 – Never</p>	4

Signature: 

Name: Nishikant Patil

Swami Vivekanand Shikshan Prasarak Mandal's
Swami Vivekanand Mahavidyalaya, Udgir,
 Taluka- Udgir, District- Latur 413517.

Govt. of Maharashtra Recognized & Permanently affiliated to swami Ramanand Teerth Marathwada University , Nanded.
 (Recognized Under Section 2 (f) & 12 (b) of U.G.C.Act 1956), NAAC Accreditation 'B' Grade

Students' Feedback on Student Satisfaction Survey

Academic Year: 2022-23 Class: BCA FY Semester: I / II / III / IV / V / VI

Name of the student: Hashmi Sayyed Unaiq

Mobile: - +91 7299097969 Gender: Male : Female: Transgender:

It would be best to rating (4 – 0) only one of the Provided options in the relevant cell.

Following are questions for student satisfaction survey regarding teaching learning process.

Question:	Answer:
Q.1 How much of the syllabus was covered in the class? 4 – 85 to 100% 3 – 70 to 84% ✓ 2 – 55 to 69% 1– 30 to 54% 0 –Below 30%	3
Q.2 How well did the teachers prepare for the classes? 4 –Thoroughly 3 – Satisfactorily ✓ 2 – Poorly 1 – Indifferently 0 – Won't teach at all	3
Q.3 How well were the teachers able to communicate? 4 – Always effective 3 – Sometimes effective ✓ 2 – Just satisfactorily 1– Generally ineffective 0– Very poor communication	3
Q.4 The teacher's approach to teaching can best be described as 4– Excellent 3 – Very good 2 – Good 1 – Fair 0– Poor	4
Q.5 Fairness of the internal evaluation process by the teachers. 4 – Always fair 3 – Usually fair 2 – Sometimes unfair 1 – Usually unfair 0– Unfair	3
Q.6 Was your performance in assignments discussed with you? 4 – Every time 3 – Usually 2 – Occasionally/Sometimes 1 – Rarely 0– Never	4
Q.7 Teachers encourage you to participate in extracurricular activities, sports. 4 – Strongly agree 3 – Agree 2 – Neutral 1 – Disagree 0 – Strongly disagree	4

<p>Q.8 The teaching and mentoring process in your institution facilitates you in cognitive, social and emotional growth.</p> <p>4 – Significantly 3 – Very well 2 – Moderately 1 – Marginally 0 – Not at all</p>	3
<p>Q.9 The institution provides multiple opportunities to learn and grow.</p> <p>4 – Strongly agree 3 – Agree 2 – Neutral 1 – Disagree 0 – Strongly disagree</p>	3
<p>Q.10 Teachers inform you about your expected competencies, course outcomes course Objective and programme outcomes.</p> <p>4 – Every time 3 – Usually 2 – Occasionally/Sometimes 1 – Rarely 0 – Never</p>	2
<p>Q.11 Your mentor does a necessary follow-up with an assigned task to you.</p> <p>4 – Every time 3 – Usually 2 – Occasionally/Sometimes 1 – Rarely 0 – I don't have a mentor</p>	3
<p>Q.12 The teachers illustrate the concepts through examples and applications.</p> <p>4 – Every time 3 – Usually 2 – Occasionally/Sometimes 1 – Rarely 0 – Never</p>	3
<p>Q.13 The teachers identify your strengths and encourage you with providing right level of guidance.</p> <p>4 – Fully 3 – Reasonably 2 – Partially 1 – Slightly 0 – Unable to</p>	3
<p>Q.14 Teachers are able to identify your weaknesses and help you to overcome them.</p> <p>4 – Every time 3 – Usually 2 – Occasionally/Sometimes 1 – Rarely 0 – Never</p>	2
<p>Q.15 The institute takes active interest in promoting internship, student exchange, Project, field visit opportunities for students.</p> <p>4 – Regularly 3 – Often 2 – Sometimes 1 – Rarely 0 – Never</p>	2

Signature:



Name :

Hashim Unai

Swami Vivekanand Shikshan Prasarak Mandal's
Swami Vivekanand Mahavidyalaya, Udgir,
Taluka- Udgir, District- Latur 413517.

Govt. of Maharashtra Recognized & Permanently affiliated to swami Ramanand Teerth Marathwada University, Nanded.
(Recognized Under Section 2 (f) & 12 (b) of U.G.C. Act 1956), NAAC Accreditation 'B' Grade

Students' Feedback on Student Satisfaction Survey

Academic Year: 2022-23 Class: M. Lib Semester: I / II / III / IV / V / VI

Name of the student: M8. Daimi Syed Asif

Mobile: - +91 7385001356 Gender: Male: Female: Transgender:

It would be best to rating (4 - 0) only one of the Provided options in the relevant cell.

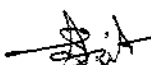
Following are questions for student satisfaction survey regarding teaching learning process.

Question:

Answer:

Q.1 How much of the syllabus was covered in the class? 4 - 85 to 100% 3 - 70 to 84% 2 - 55 to 69% 1 - 30 to 54% 0 - Below 30%	4
Q.2 How well did the teachers prepare for the classes? 4 - Thoroughly 3 - Satisfactorily 2 - Poorly 1 - Indifferently 0 - Won't teach at all	4
Q.3 How well were the teachers able to communicate? 4 - Always effective 3 - Sometimes effective 2 - Just satisfactorily 1 - Generally ineffective 0 - Very poor communication	4
Q.4 The teacher's approach to teaching can best be described as 4 - Excellent 3 - Very good 2 - Good 1 - Fair 0 - Poor	4
Q.5 Fairness of the internal evaluation process by the teachers. 4 - Always fair 3 - Usually fair 2 - Sometimes unfair 1 - Usually unfair 0 - Unfair	4
Q.6 Was your performance in assignments discussed with you? 4 - Every time 3 - Usually 2 - Occasionally/Sometimes 1 - Rarely 0 - Never	4
Q.7 Teachers encourage you to participate in extracurricular activities, sports. 4 - Strongly agree 3 - Agree 2 - Neutral 1 - Disagree 0 - Strongly disagree	4

<p>Q.8 The teaching and mentoring process in your institution facilitates you in cognitive, social and emotional growth.</p> <p>4 – Significantly 3 – Very well 2 – Moderately 1 – Marginally 0 – Not at all</p>	4
<p>Q.9 The institution provides multiple opportunities to learn and grow.</p> <p>4 – Strongly agree 3 – Agree 2 – Neutral 1 – Disagree 0 – Strongly disagree</p>	4
<p>Q.10 Teachers inform you about your expected competencies, course outcomes course Objective and programme outcomes.</p> <p>4 – Every time 3 – Usually 2 – Occasionally/Sometimes 1 – Rarely 0 – Never</p>	4
<p>Q.11 Your mentor does a necessary follow-up with an assigned task to you.</p> <p>4 – Every time 3 – Usually 2 – Occasionally/Sometimes 1 – Rarely 0 – I don't have a mentor</p>	4
<p>Q.12 The teachers illustrate the concepts through examples and applications.</p> <p>4 – Every time 3 – Usually 2 – Occasionally/Sometimes 1 – Rarely 0 – Never</p>	4
<p>Q.13 The teachers identify your strengths and encourage you with providing right level of guidance.</p> <p>4 – Fully 3 – Reasonably 2 – Partially 1 – Slightly 0 – Unable to</p>	4
<p>Q.14 Teachers are able to identify your weaknesses and help you to overcome them.</p> <p>4 – Every time 3 – Usually 2 – Occasionally/Sometimes 1 – Rarely 0 – Never</p>	4
<p>Q.15 The institute takes active interest in promoting internship, student exchange, Project, field visit opportunities for students.</p> <p>4 – Regularly 3 – Often 2 – Sometimes 1 – Rarely 0 – Never</p>	4

Signature: 

Name: Ms. Daimi S.A.

Swami Vivekanand Shikshan Prasarak Mandal's
Swami Vivekanand Mahavidyalaya, Udgir,
Taluka- Udgir, District- Latur 413517.

Govt. of Maharashtra Recognized & Permanently affiliated to swami Ramanand Teerth Marathwada University , Nanded.
(Recognized Under Section 2 (f) & 12 (b) of U.G.C.Act 1956), NAAC Accreditation 'B' Grade

Students' Feedback on Student Satisfaction Survey

Academic Year: 2022- 23 Class: B.Lib Semester: I / II / III / IV / V / VI

Name of the student: Madale Pradeep Baburao.

Mobile: - +91 9075782107 Gender: Male : Female: Transgender:

It would be best to rating (4 - 0) only one of the Provided options in the relevant cell.

Following are questions for student satisfaction survey regarding teaching learning process.

Question:

Answer:

Q.1 How much of the syllabus was covered in the class? 4 - 85 to 100% 3 - 70 to 84% 2 - 55 to 69% 1 - 30 to 54% 0 - Below 30%	4
Q.2 How well did the teachers prepare for the classes? 4 - Thoroughly 3 - Satisfactorily 2 - Poorly 1 - Indifferently 0 - Won't teach at all	4
Q.3 How well were the teachers able to communicate? 4 - Always effective 3 - Sometimes effective 2 - Just satisfactorily 1 - Generally ineffective 0 - Very poor communication	4
Q.4 The teacher's approach to teaching can best be described as 4 - Excellent 3 - Very good 2 - Good 1 - Fair 0 - Poor	4
Q.5 Fairness of the internal evaluation process by the teachers. 4 - Always fair 3 - Usually fair 2 - Sometimes unfair 1 - Usually unfair 0 - Unfair	4
Q.6 Was your performance in assignments discussed with you? 4 - Every time 3 - Usually 2 - Occasionally/Sometimes 1 - Rarely 0 - Never	4
Q.7 Teachers encourage you to participate in extracurricular activities, sports. 4 - Strongly agree 3 - Agree 2 - Neutral 1 - Disagree 0 - Strongly disagree	4

<p>Q.8 The teaching and mentoring process in your institution facilitates you in cognitive, social and emotional growth.</p> <p>4 – Significantly 3 – Very well 2 – Moderately 1 – Marginally 0 – Not at all</p>	4
<p>Q.9 The institution provides multiple opportunities to learn and grow.</p> <p>4 – Strongly agree 3 – Agree 2 – Neutral 1 – Disagree 0 – Strongly disagree</p>	4
<p>Q.10 Teachers inform you about your expected competencies, course outcomes course Objective and programme outcomes.</p> <p>4 – Every time 3 – Usually 2 – Occasionally/Sometimes 1 – Rarely 0 – Never</p>	4
<p>Q.11 Your mentor does a necessary follow-up with an assigned task to you.</p> <p>4 – Every time 3 – Usually 2 – Occasionally/Sometimes 1 – Rarely 0 – I don't have a mentor</p>	4
<p>Q.12 The teachers illustrate the concepts through examples and applications.</p> <p>4 – Every time 3 – Usually 2 – Occasionally/Sometimes 1 – Rarely 0 – Never</p>	4
<p>Q.13 The teachers identify your strengths and encourage you with providing right level of guidance.</p> <p>4 – Fully 3 – Reasonably 2 – Partially 1 – Slightly 0 – Unable to</p>	4
<p>Q.14 Teachers are able to identify your weaknesses and help you to overcome them.</p> <p>4 – Every time 3 – Usually 2 – Occasionally/Sometimes 1 – Rarely 0 – Never</p>	4
<p>Q.15 The institute takes active interest in promoting internship, student exchange, Project, field visit opportunities for students.</p> <p>4 – Regularly 3 – Often 2 – Sometimes 1 – Rarely 0 – Never</p>	4

Signature: 

Name: Madale Pradeep B.

Swami Vivekanand Shikshan Prasarak Mandal's
Swami Vivekanand Mahavidyalaya, Udgir,

Taluka- Udgir, District- Latur 413517.

Govt. of Maharashtra Recognized & Permanently affiliated to swami Ramanand Teerth Marathwada University, Nanded.
(Recognized Under Section 2 (f) & 12 (b) of U.G.C.Act 1956), NAAC Accreditation 'B' Grade

Students' Feedback on Student Satisfaction Survey

Academic Year: 2022- 23 Class: B.Lib Semester: I / II / III / IV / V / VI

Name of the student: Mundhe Chandrashekar Baburao.

Mobile: - +91 9370179188 Gender: Male: Female: Transgender:

It would be best to rating (4 – 0) only one of the Provided options in the relevant cell.

Following are questions for student satisfaction survey regarding teaching learning process.

Question:

Answer:

Q.1 How much of the syllabus was covered in the class? 4 – 85 to 100% 3 – 70 to 84% 2 – 55 to 69% 1– 30 to 54% 0 –Below 30%	4
Q.2 How well did the teachers prepare for the classes? 4 –Thoroughly 3 – Satisfactorily 2 – Poorly 1 – Indifferently 0 – Won't teach at all	4
Q.3 How well were the teachers able to communicate? 4 – Always effective 3 – Sometimes effective 2 – Just satisfactorily 1– Generally ineffective 0– Very poor communication	4
Q.4 The teacher's approach to teaching can best be described as 4– Excellent 3 – Very good 2 – Good 1 – Fair 0– Poor	4
Q.5 Fairness of the internal evaluation process by the teachers. 4 – Always fair 3 – Usually fair 2 – Sometimes unfair 1 – Usually unfair 0– Unfair	4
Q.6 Was your performance in assignments discussed with you? 4 – Every time 3 – Usually 2 – Occasionally/Sometimes 1 – Rarely 0– Never	4
Q.7 Teachers encourage you to participate in extracurricular activities, sports. 4 – Strongly agree 3 – Agree 2 – Neutral 1 – Disagree 0 – Strongly disagree	4

<p>Q.8 The teaching and mentoring process in your institution facilitates you in cognitive, social and emotional growth.</p> <p>4 – Significantly 3 – Very well 2 – Moderately 1 – Marginally 0 – Not at all</p>	4
<p>Q.9 The institution provides multiple opportunities to learn and grow.</p> <p>4 – Strongly agree 3 – Agree 2 – Neutral 1 – Disagree 0 – Strongly disagree</p>	4
<p>Q.10 Teachers inform you about your expected competencies, course outcomes course Objective and programme outcomes.</p> <p>4 – Every time 3 – Usually 2 – Occasionally/Sometimes 1 – Rarely 0 – Never</p>	4
<p>Q.11 Your mentor does a necessary follow-up with an assigned task to you.</p> <p>4 – Every time 3 – Usually 2 – Occasionally/Sometimes 1 – Rarely 0 – I don't have a mentor</p>	3
<p>Q.12 The teachers illustrate the concepts through examples and applications.</p> <p>4 – Every time 3 – Usually 2 – Occasionally/Sometimes 1 – Rarely 0 – Never</p>	4
<p>Q.13 The teachers identify your strengths and encourage you with providing right level of guidance.</p> <p>4 – Fully 3 – Reasonably 2 – Partially 1 – Slightly 0 – Unable to</p>	4
<p>Q.14 Teachers are able to identify your weaknesses and help you to overcome them.</p> <p>4 – Every time 3 – Usually 2 – Occasionally/Sometimes 1 – Rarely 0 – Never</p>	4
<p>Q.15 The institute takes active interest in promoting internship, student exchange, Project, field visit opportunities for students.</p> <p>4 – Regularly 3 – Often 2 – Sometimes 1 – Rarely 0 – Never</p>	4

Signature: Mundhe

Name: Mundhe Chandrashekhar B.

Swami Vivekanand Shikshan Prasarak Mandal's
Swami Vivekanand Mahavidyalaya, Udgir,

Taluka- Udgir, District- Latur 413517.

Govt. of Maharashtra Recognized & Permanently affiliated to swami Ramanand Teerth Marathwada University, Nanded.
(Recognized Under Section 2 (f) & 12 (b) of U.G.C. Act 1956), NAAC Accreditation 'B' Grade

Students' Feedback on Student Satisfaction Survey

Academic Year: 2022-23 Class: B. Lib I Semester: I / II / III / IV / V / VI

Name of the student: Shinde Pandurang Ankuh.

Mobile: - +91 7887500347 Gender: Male: Female: Transgender:

It would be best to rating (4 - 0) only one of the Provided options in the relevant cell.

Following are questions for student satisfaction survey regarding teaching learning process.

Question:

Answer:

Q.1 How much of the syllabus was covered in the class? 4 - 85 to 100% 3 - 70 to 84% 2 - 55 to 69% 1 - 30 to 54% 0 - Below 30%	4
Q.2 How well did the teachers prepare for the classes? 4 - Thoroughly 3 - Satisfactorily 2 - Poorly 1 - Indifferently 0 - Won't teach at all	4
Q.3 How well were the teachers able to communicate? 4 - Always effective 3 - Sometimes effective 2 - Just satisfactorily 1 - Generally ineffective 0 - Very poor communication	4
Q.4 The teacher's approach to teaching can best be described as 4 - Excellent 3 - Very good 2 - Good 1 - Fair 0 - Poor	3
Q.5 Fairness of the internal evaluation process by the teachers. 4 - Always fair 3 - Usually fair 2 - Sometimes unfair 1 - Usually unfair 0 - Unfair	4
Q.6 Was your performance in assignments discussed with you? 4 - Every time 3 - Usually 2 - Occasionally/Sometimes 1 - Rarely 0 - Never	4
Q.7 Teachers encourage you to participate in extracurricular activities, sports. 4 - Strongly agree 3 - Agree 2 - Neutral 1 - Disagree 0 - Strongly disagree	4

<p>Q.8 The teaching and mentoring process in your institution facilitates you in cognitive, social and emotional growth.</p> <p>4 – Significantly 3 – Very well 2 – Moderately 1 – Marginally 0 – Not at all</p>	4
<p>Q.9 The institution provides multiple opportunities to learn and grow.</p> <p>4 – Strongly agree 3 – Agree 2 – Neutral 1 – Disagree 0 – Strongly disagree</p>	4
<p>Q.10 Teachers inform you about your expected competencies, course outcomes course Objective and programme outcomes.</p> <p>4 – Every time 3 – Usually 2 – Occasionally/Sometimes 1 – Rarely 0 – Never</p>	4
<p>Q.11 Your mentor does a necessary follow-up with an assigned task to you.</p> <p>4 – Every time 3 – Usually 2 – Occasionally/Sometimes 1 – Rarely 0 – I don't have a mentor</p>	4
<p>Q.12 The teachers illustrate the concepts through examples and applications.</p> <p>4 – Every time 3 – Usually 2 – Occasionally/Sometimes 1 – Rarely 0 – Never</p>	4
<p>Q.13 The teachers identify your strengths and encourage you with providing right level of guidance.</p> <p>4 – Fully 3 – Reasonably 2 – Partially 1 – Slightly 0 – Unable to</p>	4
<p>Q.14 Teachers are able to identify your weaknesses and help you to overcome them.</p> <p>4 – Every time 3 – Usually 2 – Occasionally/Sometimes 1 – Rarely 0 – Never</p>	4
<p>Q.15 The institute takes active interest in promoting internship, student exchange, Project, field visit opportunities for students.</p> <p>4 – Regularly 3 – Often 2 – Sometimes 1 – Rarely 0 – Never</p>	3

Signature:

Pandurang A.

Name: Shinde Pandurang A.

Swami Vivekanand Shikshan Prasarak Mandal's
Swami Vivekanand Mahavidyalaya, Udgir,
 Taluka- Udgir, District- Latur 413517.

Govt. of Maharashtra Recognized & Permanently affiliated to swami Ramanand Teerth Marathwada University, Nanded.
 (Recognized Under Section 2 (f) & 12 (b) of U.G.C. Act 1956), NAAC Accreditation 'B' Grade

Students' Feedback on Student Satisfaction Survey

Academic Year: 2022- 23 Class: B. Lib Semester: I / II / III / IV / V / VI

Name of the student: Jadhav Gokarna Baliram

Mobile: - +91 7385758575 Gender: Male: Female: Transgender:

It would be best to rating (4 - 0) only one of the Provided options in the relevant cell.

Following are questions for student satisfaction survey regarding teaching learning process.

Question:

Answer:

Q.1 How much of the syllabus was covered in the class? 4 - 85 to 100% 3 - 70 to 84% 2 - 55 to 69% 1 - 30 to 54% 0 - Below 30%	4
Q.2 How well did the teachers prepare for the classes? 4 - Thoroughly 3 - Satisfactorily 2 - Poorly 1 - Indifferently 0 - Won't teach at all	4
Q.3 How well were the teachers able to communicate? 4 - Always effective 3 - Sometimes effective 2 - Just satisfactorily 1 - Generally ineffective 0 - Very poor communication	4
Q.4 The teacher's approach to teaching can best be described as 4 - Excellent 3 - Very good 2 - Good 1 - Fair 0 - Poor	4
Q.5 Fairness of the internal evaluation process by the teachers. 4 - Always fair 3 - Usually fair 2 - Sometimes unfair 1 - Usually unfair 0 - Unfair	4
Q.6 Was your performance in assignments discussed with you? 4 - Every time 3 - Usually 2 - Occasionally/Sometimes 1 - Rarely 0 - Never	4
Q.7 Teachers encourage you to participate in extracurricular activities, sports. 4 - Strongly agree 3 - Agree 2 - Neutral 1 - Disagree 0 - Strongly disagree	4

<p>Q.8 The teaching and mentoring process in your institution facilitates you in cognitive, social and emotional growth.</p> <p>4 – Significantly 3 – Very well 2 – Moderately 1 – Marginally 0 – Not at all</p>	4
<p>Q.9 The institution provides multiple opportunities to learn and grow.</p> <p>4 – Strongly agree 3 – Agree 2 – Neutral 1 – Disagree 0 – Strongly disagree</p>	4
<p>Q.10 Teachers inform you about your expected competencies, course outcomes course Objective and programme outcomes.</p> <p>4 – Every time 3 – Usually 2 – Occasionally/Sometimes 1 – Rarely 0 – Never</p>	4
<p>Q.11 Your mentor does a necessary follow-up with an assigned task to you.</p> <p>4 – Every time 3 – Usually 2 – Occasionally/Sometimes 1 – Rarely 0 – I don't have a mentor</p>	4
<p>Q.12 The teachers illustrate the concepts through examples and applications.</p> <p>4 – Every time 3 – Usually 2 – Occasionally/Sometimes 1 – Rarely 0 – Never</p>	4
<p>Q.13 The teachers identify your strengths and encourage you with providing right level of guidance.</p> <p>4 – Fully 3 – Reasonably 2 – Partially 1 – Slightly 0 – Unable to</p>	4
<p>Q.14 Teachers are able to identify your weaknesses and help you to overcome them.</p> <p>4 – Every time 3 – Usually 2 – Occasionally/Sometimes 1 – Rarely 0 – Never</p>	4
<p>Q.15 The institute takes active interest in promoting internship, student exchange, Project, field visit opportunities for students.</p> <p>4 – Regularly 3 – Often 2 – Sometimes 1 – Rarely 0 – Never</p>	4

Signature: 

Name: Jadhav Gokarna B

Swami Vivekanand Shikshan Prasarak Mandal's
Swami Vivekanand Mahavidyalaya, Udgir,
 Taluka- Udgir, District- Latur 413517.

Govt. of Maharashtra Recognized & Permanently affiliated to swami Ramanand Teerth Marathwada University, Nanded.
 (Recognized Under Section 2 (f) & 12 (b) of U.G.C.Act 1956), NAAC Accreditation 'B' Grade

Students' Feedback on Student Satisfaction Survey

Academic Year: 2022- 23 Class: B. Lib Semester: I / II / III / IV / V / VI

Name of the student: Halle Aarti Sahywan

Mobile: - +91 9730410683 Gender: Male : Female: Transgender:

It would be best to rating (4 – 0) only one of the Provided options in the relevant cell.

Following are questions for student satisfaction survey regarding teaching learning process.

Question:	Answer:
Q.1 How much of the syllabus was covered in the class? 4 – 85 to 100% 3 – 70 to 84% 2 – 55 to 69% 1– 30 to 54% 0 –Below 30%	4
Q.2 How well did the teachers prepare for the classes? 4 –Thoroughly 3 – Satisfactorily 2 – Poorly 1 – Indifferently 0 – Won't teach at all	4
Q.3 How well were the teachers able to communicate? 4 – Always effective 3 – Sometimes effective 2 – Just satisfactorily 1– Generally ineffective 0– Very poor communication	4
Q.4 The teacher's approach to teaching can best be described as 4– Excellent 3 – Very good 2 – Good 1 – Fair 0– Poor	4
Q.5 Fairness of the internal evaluation process by the teachers. 4 – Always fair 3 – Usually fair 2 – Sometimes unfair 1 – Usually unfair 0– Unfair	4
Q.6 Was your performance in assignments discussed with you? 4 – Every time 3 – Usually 2 – Occasionally/Sometimes 1 – Rarely 0– Never	4
Q.7 Teachers encourage you to participate in extracurricular activities, sports. 4 – Strongly agree 3 – Agree 2 – Neutral 1 – Disagree 0 – Strongly disagree	4

<p>Q.8 The teaching and mentoring process in your institution facilitates you in cognitive, social and emotional growth.</p> <p>4 – Significantly 3 – Very well 2 – Moderately 1 – Marginally 0 – Not at all</p>	4
<p>Q.9 The institution provides multiple opportunities to learn and grow.</p> <p>4 – Strongly agree 3 – Agree 2 – Neutral 1 – Disagree 0 – Strongly disagree</p>	4
<p>Q.10 Teachers inform you about your expected competencies, course outcomes course Objective and programme outcomes.</p> <p>4 – Every time 3 – Usually 2 – Occasionally/Sometimes 1 – Rarely 0 – Never</p>	4
<p>Q.11 Your mentor does a necessary follow-up with an assigned task to you.</p> <p>4 – Every time 3 – Usually 2 – Occasionally/Sometimes 1 – Rarely 0 – I don't have a mentor</p>	4
<p>Q.12 The teachers illustrate the concepts through examples and applications.</p> <p>4 – Every time 3 – Usually 2 – Occasionally/Sometimes 1 – Rarely 0 – Never</p>	4
<p>Q.13 The teachers identify your strengths and encourage you with providing right level of guidance.</p> <p>4 – Fully 3 – Reasonably 2 – Partially 1 – Slightly 0 – Unable to</p>	4
<p>Q.14 Teachers are able to identify your weaknesses and help you to overcome them.</p> <p>4 – Every time 3 – Usually 2 – Occasionally/Sometimes 1 – Rarely 0 – Never</p>	4
<p>Q.15 The institute takes active interest in promoting internship, student exchange, Project, field visit opportunities for students.</p> <p>4 – Regularly 3 – Often 2 – Sometimes 1 – Rarely 0 – Never</p>	4

Signature: Aarti
Name: Hallale A. S.

Swami Vivekanand Shikshan Prasarak Mandal's
Swami Vivekanand Mahavidyalaya, Udgir,
 Taluka- Udgir, District- Latur 413517.

Govt. of Maharashtra Recognized & Permanently affiliated to swami Ramanand Teerth Marathwada University, Nanded.
 (Recognized Under Section 2 (f) & 12 (b) of U.G.C. Act 1956), NAAC Accreditation 'B' Grade

Students' Feedback on Student Satisfaction Survey

Academic Year: 2022-23 Class: B.Lib Semester: I / II / III / IV / V / VI

Name of the student: Shinde Kundan M.

Mobile: - +91 8390261325 Gender: Male: Female: Transgender:

It would be best to rating (4-0) only one of the Provided options in the relevant cell.

Following are questions for student satisfaction survey regarding teaching learning process.

Question:

Answer:

Q.1 How much of the syllabus was covered in the class? 4 - 85 to 100% 3 - 70 to 84% 2 - 55 to 69% 1 - 30 to 54% 0 - Below 30%	4
Q.2 How well did the teachers prepare for the classes? 4 - Thoroughly 3 - Satisfactorily 2 - Poorly 1 - Indifferently 0 - Won't teach at all	4
Q.3 How well were the teachers able to communicate? 4 - Always effective 3 - Sometimes effective 2 - Just satisfactorily 1 - Generally ineffective 0 - Very poor communication	4
Q.4 The teacher's approach to teaching can best be described as 4 - Excellent 3 - Very good 2 - Good 1 - Fair 0 - Poor	4
Q.5 Fairness of the internal evaluation process by the teachers. 4 - Always fair 3 - Usually fair 2 - Sometimes unfair 1 - Usually unfair 0 - Unfair	3
Q.6 Was your performance in assignments discussed with you? 4 - Every time 3 - Usually 2 - Occasionally/Sometimes 1 - Rarely 0 - Never	4
Q.7 Teachers encourage you to participate in extracurricular activities, sports. 4 - Strongly agree 3 - Agree 2 - Neutral 1 - Disagree 0 - Strongly disagree	4

<p>Q.8 The teaching and mentoring process in your institution facilitates you in cognitive, social and emotional growth.</p> <p>4 – Significantly 3 – Very well 2 – Moderately 1 – Marginally 0 – Not at all</p>	4
<p>Q.9 The institution provides multiple opportunities to learn and grow.</p> <p>4 – Strongly agree 3 – Agree 2 – Neutral 1 – Disagree 0 – Strongly disagree</p>	4
<p>Q.10 Teachers inform you about your expected competencies, course outcomes course Objective and programme outcomes.</p> <p>4 – Every time 3 – Usually 2 – Occasionally/Sometimes 1 – Rarely 0 – Never</p>	4
<p>Q.11 Your mentor does a necessary follow-up with an assigned task to you.</p> <p>4 – Every time 3 – Usually 2 – Occasionally/Sometimes 1 – Rarely 0 – I don't have a mentor</p>	3
<p>Q.12 The teachers illustrate the concepts through examples and applications.</p> <p>4 – Every time 3 – Usually 2 – Occasionally/Sometimes 1 – Rarely 0 – Never</p>	4
<p>Q.13 The teachers identify your strengths and encourage you with providing right level of guidance.</p> <p>4 – Fully 3 – Reasonably 2 – Partially 1 – Slightly 0 – Unable to</p>	4
<p>Q.14 Teachers are able to identify your weaknesses and help you to overcome them.</p> <p>4 – Every time 3 – Usually 2 – Occasionally/Sometimes 1 – Rarely 0 – Never</p>	4
<p>Q.15 The institute takes active interest in promoting internship, student exchange, Project, field visit opportunities for students.</p> <p>4 – Regularly 3 – Often 2 – Sometimes 1 – Rarely 0 – Never</p>	4

Signature: Kundan

Name: Shinde Kundan M.

Swami Vivekanand Shikshan Prasarak Mandal's
Swami Vivekanand Mahavidyalaya, Udgir,
Taluka- Udgir, District- Latur 413517.

Govt. of Maharashtra Recognized & Permanently affiliated to swami Ramanand Teerth Marathwada University, Nanded.
(Recognized Under Section 2 (f) & 12 (b) of U.G.C. Act 1956), NAAC Accreditation 'B' Grade

Students' Feedback on Student Satisfaction Survey

Academic Year: 2022- 23 Class: MJ & MS 57 Semester: I/ II/ III/ IV/ V/ VI

Name of the student: Kandasa Balaji marathe

Mobile: - +91 8600008868 Gender: Male: Female: Transgender:

It would be best to rating (4 – 0) only one of the Provided options in the relevant cell.

Following are questions for student satisfaction survey regarding teaching learning process.

Question:

Answer:

Q.1 How much of the syllabus was covered in the class? 4 – 85 to 100% 3 – 70 to 84% 2 – 55 to 69% 1– 30 to 54% 0 –Below 30%	4
Q.2 How well did the teachers prepare for the classes? 4 –Thoroughly 3 – Satisfactorily 2 – Poorly 1 – Indifferently 0 – Won't teach at all	4
Q.3 How well were the teachers able to communicate? 4 – Always effective 3 – Sometimes effective 2 – Just satisfactorily 1– Generally ineffective 0– Very poor communication	3
Q.4 The teacher's approach to teaching can best be described as 4– Excellent 3 – Very good 2 – Good 1 – Fair 0– Poor	4
Q.5 Fairness of the internal evaluation process by the teachers. 4 – Always fair 3 – Usually fair 2 – Sometimes unfair 1 – Usually unfair 0– Unfair	4
Q.6 Was your performance in assignments discussed with you? 4 – Every time 3 – Usually 2 – Occasionally/Sometimes 1 – Rarely 0– Never	4
Q.7 Teachers encourage you to participate in extracurricular activities, sports. 4 – Strongly agree 3 – Agree 2 – Neutral 1 – Disagree 0 – Strongly disagree	4

<p>Q.8 The teaching and mentoring process in your institution facilitates you in cognitive, social and emotional growth.</p> <p>4 – Significantly 3 – Very well 2 – Moderately 1 – Marginally 0 – Not at all</p>	4
<p>Q.9 The institution provides multiple opportunities to learn and grow.</p> <p>4 – Strongly agree 3 – Agree 2 – Neutral 1 – Disagree 0 – Strongly disagree</p>	4
<p>Q.10 Teachers inform you about your expected competencies, course outcomes course Objective and programme outcomes.</p> <p>4 – Every time 3 – Usually 2 – Occasionally/Sometimes 1 – Rarely 0 – Never</p>	4
<p>Q.11 Your mentor does a necessary follow-up with an assigned task to you.</p> <p>4 – Every time 3 – Usually 2 – Occasionally/Sometimes 1 – Rarely 0 – I don't have a mentor</p>	4
<p>Q.12 The teachers illustrate the concepts through examples and applications.</p> <p>4 – Every time 3 – Usually 2 – Occasionally/Sometimes 1 – Rarely 0 – Never</p>	4
<p>Q.13 The teachers identify your strengths and encourage you with providing right level of guidance.</p> <p>4 – Fully 3 – Reasonably 2 – Partially 1 – Slightly 0 – Unable to</p>	4
<p>Q.14 Teachers are able to identify your weaknesses and help you to overcome them.</p> <p>4 – Every time 3 – Usually 2 – Occasionally/Sometimes 1 – Rarely 0 – Never</p>	3
<p>Q.15 The institute takes active interest in promoting internship, student exchange, Project, field visit opportunities for students.</p> <p>4 – Regularly 3 – Often 2 – Sometimes 1 – Rarely 0 – Never</p>	4

Signature: Balaji
Name: Kaulwar Balaji M.

Swami Vivekanand Shikshan Prasarak Mandal's
Swami Vivekanand Mahavidyalaya, Udgir,
 Taluka- Udgir, District- Latur 413517.

Govt. of Maharashtra Recognized & Permanently affiliated to swami Ramanand Teerth Marathwada University , Nanded.
 (Recognized Under Section 2 (f) & 12 (b) of U.G.C.Act 1956), NAAC Accreditation 'B' Grade

Students' Feedback on Student Satisfaction Survey

Academic Year: 2022- 23 Class: M.D & M.S ST. Semester: I/ II/ III/ IV/ V/ VI

Name of the student: Bizadar, kamaji venkatarao

Mobile: - +91 7020750098 Gender: Male: Female: Transgender:

It would be best to rating (4 – 0) only one of the Provided options in the relevant cell.

Following are questions for student satisfaction survey regarding teaching learning process.

Question:	Answer:
Q.1 How much of the syllabus was covered in the class? 4 – 85 to 100% 3 – 70 to 84% 2 – 55 to 69% 1 – 30 to 54% 0 – Below 30%	4
Q.2 How well did the teachers prepare for the classes? 4 – Thoroughly 3 – Satisfactorily 2 – Poorly 1 – Indifferently 0 – Won't teach at all	3
Q.3 How well were the teachers able to communicate? 4 – Always effective 3 – Sometimes effective 2 – Just satisfactorily 1 – Generally ineffective 0 – Very poor communication	4
Q.4 The teacher's approach to teaching can best be described as 4 – Excellent 3 – Very good 2 – Good 1 – Fair 0 – Poor	4
Q.5 Fairness of the internal evaluation process by the teachers. 4 – Always fair 3 – Usually fair 2 – Sometimes unfair 1 – Usually unfair 0 – Unfair	4
Q.6 Was your performance in assignments discussed with you? 4 – Every time 3 – Usually 2 – Occasionally/Sometimes 1 – Rarely 0 – Never	4
Q.7 Teachers encourage you to participate in extracurricular activities, sports. 4 – Strongly agree 3 – Agree 2 – Neutral 1 – Disagree 0 – Strongly disagree	3

<p>Q.8 The teaching and mentoring process in your institution facilitates you in cognitive, social and emotional growth.</p> <p>4 – Significantly 3 – Very well 2 – Moderately 1 – Marginally 0 – Not at all</p>	4
<p>Q.9 The institution provides multiple opportunities to learn and grow.</p> <p>4 – Strongly agree 3 – Agree 2 – Neutral 1 – Disagree 0 – Strongly disagree</p>	4
<p>Q.10 Teachers inform you about your expected competencies, course outcomes course Objective and programme outcomes.</p> <p>4 – Every time 3 – Usually 2 – Occasionally/Sometimes 1 – Rarely 0 – Never</p>	4
<p>Q.11 Your mentor does a necessary follow-up with an assigned task to you.</p> <p>4 – Every time 3 – Usually 2 – Occasionally/Sometimes 1 – Rarely 0 – I don't have a mentor</p>	4
<p>Q.12 The teachers illustrate the concepts through examples and applications.</p> <p>4 – Every time 3 – Usually 2 – Occasionally/Sometimes 1 – Rarely 0 – Never</p>	4
<p>Q.13 The teachers identify your strengths and encourage you with providing right level of guidance.</p> <p>4 – Fully 3 – Reasonably 2 – Partially 1 – Slightly 0 – Unable to</p>	4
<p>Q.14 Teachers are able to identify your weaknesses and help you to overcome them.</p> <p>4 – Every time 3 – Usually 2 – Occasionally/Sometimes 1 – Rarely 0 – Never</p>	4
<p>Q.15 The institute takes active interest in promoting internship, student exchange, Project, field visit opportunities for students.</p> <p>4 – Regularly 3 – Often 2 – Sometimes 1 – Rarely 0 – Never</p>	4

Signature:



Name:

Bisadae Kamaji V.

Swami Vivekanand Shikshan Prasarak Mandal's
Swami Vivekanand Mahavidyalaya, Udgir,
 Taluka- Udgir, District- Latur 413517.

Govt. of Maharashtra Recognized & Permanently affiliated to swami Ramanand Teerth Marathwada University, Nanded.
 (Recognized Under Section 2 (f) & 12 (b) of U.G.C. Act 1956), NAAC Accreditation 'B' Grade

Students' Feedback on Student Satisfaction Survey

Academic Year: 2022- 23 Class: MJA MS SY Semester: I/ II/ III/ IV/ V/ VI

Name of the student: Singamwad Saeita U.

Mobile: - +91 90288654428 Gender: Male : Female: Transgender:

It would be best to rating (4 – 0) only one of the Provided options in the relevant cell.

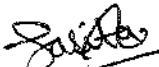
Following are questions for student satisfaction survey regarding teaching learning process.

Question:

Answer:

Q.1 How much of the syllabus was covered in the class? 4 – 85 to 100% 3 – 70 to 84% 2 – 55 to 69% 1 – 30 to 54% 0 – Below 30%	4
Q.2 How well did the teachers prepare for the classes? 4 – Thoroughly 3 – Satisfactorily 2 – Poorly 1 – Indifferently 0 – Won't teach at all	4
Q.3 How well were the teachers able to communicate? 4 – Always effective 3 – Sometimes effective 2 – Just satisfactorily 1 – Generally ineffective 0 – Very poor communication	4
Q.4 The teacher's approach to teaching can best be described as 4 – Excellent 3 – Very good 2 – Good 1 – Fair 0 – Poor	4
Q.5 Fairness of the internal evaluation process by the teachers. 4 – Always fair 3 – Usually fair 2 – Sometimes unfair 1 – Usually unfair 0 – Unfair	3
Q.6 Was your performance in assignments discussed with you? 4 – Every time 3 – Usually 2 – Occasionally/Sometimes 1 – Rarely 0 – Never	4
Q.7 Teachers encourage you to participate in extracurricular activities, sports. 4 – Strongly agree 3 – Agree 2 – Neutral 1 – Disagree 0 – Strongly disagree	4

<p>Q.8 The teaching and mentoring process in your institution facilitates you in cognitive, social and emotional growth.</p> <p>4 – Significantly 3 – Very well 2 – Moderately 1 – Marginally 0 – Not at all</p>	4
<p>Q.9 The institution provides multiple opportunities to learn and grow.</p> <p>4 – Strongly agree 3 – Agree 2 – Neutral 1 – Disagree 0 – Strongly disagree</p>	4
<p>Q.10 Teachers inform you about your expected competencies, course outcomes course Objective and programme outcomes.</p> <p>4 – Every time 3 – Usually 2 – Occasionally/Sometimes 1 – Rarely 0 – Never</p>	4
<p>Q.11 Your mentor does a necessary follow-up with an assigned task to you.</p> <p>4 – Every time 3 – Usually 2 – Occasionally/Sometimes 1 – Rarely 0 – I don't have a mentor</p>	2
<p>Q.12 The teachers illustrate the concepts through examples and applications.</p> <p>4 – Every time 3 – Usually 2 – Occasionally/Sometimes 1 – Rarely 0 – Never</p>	4
<p>Q.13 The teachers identify your strengths and encourage you with providing right level of guidance.</p> <p>4 – Fully 3 – Reasonably 2 – Partially 1 – Slightly 0 – Unable to</p>	3
<p>Q.14 Teachers are able to identify your weaknesses and help you to overcome them.</p> <p>4 – Every time 3 – Usually 2 – Occasionally/Sometimes 1 – Rarely 0 – Never</p>	4
<p>Q.15 The institute takes active interest in promoting internship, student exchange, Project, field visit opportunities for students.</p> <p>4 – Regularly 3 – Often 2 – Sometimes 1 – Rarely 0 – Never</p>	4

Signature: 

Name: Singarwad Saibta V.

Swami Vivekanand Shikshan Prasarak Mandal's
Swami Vivekanand Mahavidyalaya, Udgir,
 Taluka- Udgir, District- Latur 413517.

Govt. of Maharashtra Recognized & Permanently affiliated to swami Ramanand Teerth Marathwada University, Nanded.
 (Recognized Under Section 2 (f) & 12 (b) of U.G.C. Act 1956), NAAC Accreditation 'B' Grade

Students' Feedback on Student Satisfaction Survey

Academic Year: 2022-23 Class: B.Voc.MLT SY Semester: I / II / III / IV / V / VI

Name of the student: Mr. Karthik H. Biradar

Mobile: +91 83089 48345 Gender: Male: Female: Transgender:

It would be best to rating (4-0) only one of the Provided options in the relevant cell.

Following are questions for student satisfaction survey regarding teaching learning process.

Question:

Answer:

Q.1 How much of the syllabus was covered in the class? 4 - 85 to 100% 3 - 70 to 84% 2 - 55 to 69% 1 - 30 to 54% 0 - Below 30%	4
Q.2 How well did the teachers prepare for the classes? 4 - Thoroughly 3 - Satisfactorily 2 - Poorly 1 - Indifferently 0 - Won't teach at all	4
Q.3 How well were the teachers able to communicate? 4 - Always effective 3 - Sometimes effective 2 - Just satisfactorily 1 - Generally ineffective 0 - Very poor communication	4
Q.4 The teacher's approach to teaching can best be described as 4 - Excellent 3 - Very good 2 - Good 1 - Fair 0 - Poor	4
Q.5 Fairness of the internal evaluation process by the teachers. 4 - Always fair 3 - Usually fair 2 - Sometimes unfair 1 - Usually unfair 0 - Unfair	3
Q.6 Was your performance in assignments discussed with you? 4 - Every time 3 - Usually 2 - Occasionally/Sometimes 1 - Rarely 0 - Never	3
Q.7 Teachers encourage you to participate in extracurricular activities, sports. 4 - Strongly agree 3 - Agree 2 - Neutral 1 - Disagree 0 - Strongly disagree	4

<p>Q.8 The teaching and mentoring process in your institution facilitates you in cognitive, social and emotional growth.</p> <p>4 – Significantly 3 – Very well 2 – Moderately 1 – Marginally 0 – Not at all</p>	3
<p>Q.9 The institution provides multiple opportunities to learn and grow.</p> <p>4 – Strongly agree 3 – Agree 2 – Neutral 1 – Disagree 0 – Strongly disagree</p>	4
<p>Q.10 Teachers inform you about your expected competencies, course outcomes course Objective and programme outcomes.</p> <p>4 – Every time 3 – Usually 2 – Occasionally/Sometimes 1 – Rarely 0 – Never</p>	4
<p>Q.11 Your mentor does a necessary follow-up with an assigned task to you.</p> <p>4 – Every time 3 – Usually 2 – Occasionally/Sometimes 1 – Rarely 0 – I don't have a mentor</p>	4
<p>Q.12 The teachers illustrate the concepts through examples and applications.</p> <p>4 – Every time 3 – Usually 2 – Occasionally/Sometimes 1 – Rarely 0 – Never</p>	4
<p>Q.13 The teachers identify your strengths and encourage you with providing right level of guidance.</p> <p>4 – Fully 3 – Reasonably 2 – Partially 1 – Slightly 0 – Unable to</p>	3
<p>Q.14 Teachers are able to identify your weaknesses and help you to overcome them.</p> <p>4 – Every time 3 – Usually 2 – Occasionally/Sometimes 1 – Rarely 0 – Never</p>	4
<p>Q.15 The institute takes active interest in promoting internship, student exchange, Project, field visit opportunities for students.</p> <p>4 – Regularly 3 – Often 2 – Sometimes 1 – Rarely 0 – Never</p>	4

Signature:

Karthik

Name: Mr. Karthik H. Bisadler

Swami Vivekanand Shikshan Prasarak Mandal's
Swami Vivekanand Mahavidyalaya, Udgir,
Taluka- Udgir, District- Latur 413517.

Govt. of Maharashtra Recognized & Permanently affiliated to swami Ramanand Teerth Marathwada University, Nanded.
(Recognized Under Section 2 (f) & 12 (b) of U.G.C. Act 1956), NAAC Accreditation 'B' Grade

Students' Feedback on Student Satisfaction Survey

Academic Year: 2022-23 Class: M.Sc-CR.FY Semester: I / II / III / IV / V / VI

Name of the student: Mr. Pathan Navid Ayub

Mobile: - +91 903641404 Gender: Male: Female: Transgender:

It would be best to rating (4-0) only one of the Provided options in the relevant cell.

Following are questions for student satisfaction survey regarding teaching learning process.

Question:

Answer:

Q.1 How much of the syllabus was covered in the class? 4 - 85 to 100% 3 - 70 to 84% 2 - 55 to 69% 1 - 30 to 54% 0 - Below 30%	4
Q.2 How well did the teachers prepare for the classes? 4 - Thoroughly 3 - Satisfactorily 2 - Poorly 1 - Indifferently 0 - Won't teach at all	4
Q.3 How well were the teachers able to communicate? 4 - Always effective 3 - Sometimes effective 2 - Just satisfactorily 1 - Generally ineffective 0 - Very poor communication	3
Q.4 The teacher's approach to teaching can best be described as 4 - Excellent 3 - Very good 2 - Good 1 - Fair 0 - Poor	4
Q.5 Fairness of the internal evaluation process by the teachers. 4 - Always fair 3 - Usually fair 2 - Sometimes unfair 1 - Usually unfair 0 - Unfair	4
Q.6 Was your performance in assignments discussed with you? 4 - Every time 3 - Usually 2 - Occasionally/Sometimes 1 - Rarely 0 - Never	3
Q.7 Teachers encourage you to participate in extracurricular activities, sports. 4 - Strongly agree 3 - Agree 2 - Neutral 1 - Disagree 0 - Strongly disagree	3

<p>Q.8 The teaching and mentoring process in your institution facilitates you in cognitive, social and emotional growth.</p> <p>4 – Significantly 3 – Very well 2 – Moderately 1 – Marginally 0 – Not at all</p>	4
<p>Q.9 The institution provides multiple opportunities to learn and grow.</p> <p>4 – Strongly agree 3 – Agree 2 – Neutral 1 – Disagree 0 – Strongly disagree</p>	4
<p>Q.10 Teachers inform you about your expected competencies, course outcomes course Objective and programme outcomes.</p> <p>4 – Every time 3 – Usually 2 – Occasionally/Sometimes 1 – Rarely 0 – Never</p>	4
<p>Q.11 Your mentor does a necessary follow-up with an assigned task to you.</p> <p>4 – Every time 3 – Usually 2 – Occasionally/Sometimes 1 – Rarely 0 – I don't have a mentor</p>	3
<p>Q.12 The teachers illustrate the concepts through examples and applications.</p> <p>4 – Every time 3 – Usually 2 – Occasionally/Sometimes 1 – Rarely 0 – Never</p>	4
<p>Q.13 The teachers identify your strengths and encourage you with providing right level of guidance.</p> <p>4 – Fully 3 – Reasonably 2 – Partially 1 – Slightly 0 – Unable to</p>	4
<p>Q.14 Teachers are able to identify your weaknesses and help you to overcome them.</p> <p>4 – Every time 3 – Usually 2 – Occasionally/Sometimes 1 – Rarely 0 – Never</p>	4
<p>Q.15 The institute takes active interest in promoting internship, student exchange, Project, field visit opportunities for students.</p> <p>4 – Regularly 3 – Often 2 – Sometimes 1 – Rarely 0 – Never</p>	3

Signature: Navid

Name: Mr. Pathan Navid. A

Swami Vivekanand Shikshan Prasarak Mandal's
Swami Vivekanand Mahavidyalaya, Udgir,

Taluka- Udgir, District- Latur 413517.

Govt. of Maharashtra Recognized & Permanently affiliated to swami Ramanand Teerth Marathwada University, Nanded.
(Recognized Under Section 2 (f) & 12 (b) of U.G.C. Act 1956), NAAC Accreditation 'B' Grade

Students' Feedback on Student Satisfaction Survey

Academic Year: 2022- 23 Class: M. S. C. P. F. Y Semester: I/ II / III / IV / V/ VI

Name of the student: Mr. Shingare Vaibhav Balajirao

Mobile: - +91 9049168445 Gender: Male: Female: Transgender:

It would be best to rating (4 - 0) only one of the Provided options in the relevant cell.

Following are questions for student satisfaction survey regarding teaching learning process.

Question:

Answer:

Q.1 How much of the syllabus was covered in the class? 4 - 85 to 100% 3 - 70 to 84% 2 - 55 to 69% 1 - 30 to 54% 0 - Below 30%	4
Q.2 How well did the teachers prepare for the classes? 4 - Thoroughly 3 - Satisfactorily 2 - Poorly 1 - Indifferently 0 - Won't teach at all	4
Q.3 How well were the teachers able to communicate? 4 - Always effective 3 - Sometimes effective 2 - Just satisfactorily 1 - Generally ineffective 0 - Very poor communication	3
Q.4 The teacher's approach to teaching can best be described as 4 - Excellent 3 - Very good 2 - Good 1 - Fair 0 - Poor	4
Q.5 Fairness of the internal evaluation process by the teachers. 4 - Always fair 3 - Usually fair 2 - Sometimes unfair 1 - Usually unfair 0 - Unfair	4
Q.6 Was your performance in assignments discussed with you? 4 - Every time 3 - Usually 2 - Occasionally/Sometimes 1 - Rarely 0 - Never	3
Q.7 Teachers encourage you to participate in extracurricular activities, sports. 4 - Strongly agree 3 - Agree 2 - Neutral 1 - Disagree 0 - Strongly disagree	3

<p>Q.8 The teaching and mentoring process in your institution facilitates you in cognitive, social and emotional growth.</p> <p>4 – Significantly 3 – Very well 2 – Moderately 1 – Marginally 0 – Not at all</p>	4
<p>Q.9 The institution provides multiple opportunities to learn and grow.</p> <p>4 – Strongly agree 3 – Agree 2 – Neutral 1 – Disagree 0 – Strongly disagree</p>	3
<p>Q.10 Teachers inform you about your expected competencies, course outcomes course Objective and programme outcomes.</p> <p>4 – Every time 3 – Usually 2 – Occasionally/Sometimes 1 – Rarely 0 – Never</p>	4
<p>Q.11 Your mentor does a necessary follow-up with an assigned task to you.</p> <p>4 – Every time 3 – Usually 2 – Occasionally/Sometimes 1 – Rarely 0 – I don't have a mentor</p>	4
<p>Q.12 The teachers illustrate the concepts through examples and applications.</p> <p>4 – Every time 3 – Usually 2 – Occasionally/Sometimes 1 – Rarely 0 – Never</p>	4
<p>Q.13 The teachers identify your strengths and encourage you with providing right level of guidance.</p> <p>4 – Fully 3 – Reasonably 2 – Partially 1 – Slightly 0 – Unable to</p>	3
<p>Q.14 Teachers are able to identify your weaknesses and help you to overcome them.</p> <p>4 – Every time 3 – Usually 2 – Occasionally/Sometimes 1 – Rarely 0 – Never</p>	4
<p>Q.15 The institute takes active interest in promoting internship, student exchange, Project, field visit opportunities for students.</p> <p>4 – Regularly 3 – Often 2 – Sometimes 1 – Rarely 0 – Never</p>	4

Signature: 

Name: Mr. Vaibhav B. Shingare

Swami Vivekanand Shikshan Prasarak Mandal's
Swami Vivekanand Mahavidyalaya, Udgir,
Taluka- Udgir, District- Latur 413517.

Govt. of Maharashtra Recognized & Permanently affiliated to swami Ramanand Teerth Marathwada University, Nanded.
(Recognized Under Section 2 (f) & 12 (b) of U.G.C. Act 1956), NAAC Accreditation 'B' Grade.

Students' Feedback on Student Satisfaction Survey

Academic Year: 2022- 23 Class: M.Sc. Micro- FY Semester: I/ II/ III / IV/ V/ VI

Name of the student: Mr. Ghuge Madhav Nirmal

Mobile: - +91 9356635839 Gender: Male: Female: Transgender:

It would be best to rating (4 – 0) only one of the Provided options in the relevant cell.

Following are questions for student satisfaction survey regarding teaching learning process.

Question:

Answer:

Q.1 How much of the syllabus was covered in the class? 4 – 85 to 100% 3 – 70 to 84% 2 – 55 to 69% 1 – 30 to 54% 0 – Below 30%	4
Q.2 How well did the teachers prepare for the classes? 4 – Thoroughly 3 – Satisfactorily 2 – Poorly 1 – Indifferently 0 – Won't teach at all	4
Q.3 How well were the teachers able to communicate? 4 – Always effective 3 – Sometimes effective 2 – Just satisfactorily 1 – Generally ineffective 0 – Very poor communication	4
Q.4 The teacher's approach to teaching can best be described as 4 – Excellent 3 – Very good 2 – Good 1 – Fair 0 – Poor	3
Q.5 Fairness of the internal evaluation process by the teachers. 4 – Always fair 3 – Usually fair 2 – Sometimes unfair 1 – Usually unfair 0 – Unfair	4
Q.6 Was your performance in assignments discussed with you? 4 – Every time 3 – Usually 2 – Occasionally/Sometimes 1 – Rarely 0 – Never	3
Q.7 Teachers encourage you to participate in extracurricular activities, sports. 4 – Strongly agree 3 – Agree 2 – Neutral 1 – Disagree 0 – Strongly disagree	4

<p>Q.8 The teaching and mentoring process in your institution facilitates you in cognitive, social and emotional growth.</p> <p>4 – Significantly 3 – Very well 2 – Moderately 1 – Marginally 0 – Not at all</p>	4
<p>Q.9 The institution provides multiple opportunities to learn and grow.</p> <p>4 – Strongly agree 3 – Agree 2 – Neutral 1 – Disagree 0 – Strongly disagree</p>	4
<p>Q.10 Teachers inform you about your expected competencies, course outcomes course Objective and programme outcomes.</p> <p>4 – Every time 3 – Usually 2 – Occasionally/Sometimes 1 – Rarely 0 – Never</p>	4
<p>Q.11 Your mentor does a necessary follow-up with an assigned task to you.</p> <p>4 – Every time 3 – Usually 2 – Occasionally/Sometimes 1 – Rarely 0 – I don't have a mentor</p>	5
<p>Q.12 The teachers illustrate the concepts through examples and applications.</p> <p>4 – Every time 3 – Usually 2 – Occasionally/Sometimes 1 – Rarely 0 – Never</p>	3
<p>Q.13 The teachers identify your strengths and encourage you with providing right level of guidance.</p> <p>4 – Fully 3 – Reasonably 2 – Partially 1 – Slightly 0 – Unable to</p>	4
<p>Q.14 Teachers are able to identify your weaknesses and help you to overcome them.</p> <p>4 – Every time 3 – Usually 2 – Occasionally/Sometimes 1 – Rarely 0 – Never</p>	3
<p>Q.15 The institute takes active interest in promoting internship, student exchange, Project, field visit opportunities for students.</p> <p>4 – Regularly 3 – Often 2 – Sometimes 1 – Rarely 0 – Never</p>	3

Signature: Madhav

Name: Mr. Madhav Ghuge

Swami Vivekanand Shikshan Prasarak Mandal's
Swami Vivekanand Mahavidyalaya, Udgir,
 Taluka- Udgir, District- Latur 413517.

Govt. of Maharashtra Recognized & Permanently affiliated to swami Ramanand Teerth Marathwada University, Nanded.
 (Recognized Under Section 2 (f) & 12 (b) of U.G.C. Act 1956), NAAC Accreditation 'B' Grade

Students' Feedback on Student Satisfaction Survey

Academic Year: 2022-23 Class: M.Sc. Micro FY Semester: I/ II/ III/ IV/ V/ VI

Name of the student: Mr. Waghmare Amal Gopal

Mobile: - +91 9765539193 Gender: Male: Female: Transgender:

It would be best to rating (4-0) only one of the Provided options in the relevant cell.

Following are questions for student satisfaction survey regarding teaching learning process.

Question:

Answer:

Q.1 How much of the syllabus was covered in the class? 4 - 85 to 100% 3 - 70 to 84% 2 - 55 to 69% 1 - 30 to 54% 0 - Below 30%	4
Q.2 How well did the teachers prepare for the classes? 4 - Thoroughly 3 - Satisfactorily 2 - Poorly 1 - Indifferently 0 - Won't teach at all	3
Q.3 How well were the teachers able to communicate? 4 - Always effective 3 - Sometimes effective 2 - Just satisfactorily 1 - Generally ineffective 0 - Very poor communication	4
Q.4 The teacher's approach to teaching can best be described as 4 - Excellent 3 - Very good 2 - Good 1 - Fair 0 - Poor	4
Q.5 Fairness of the internal evaluation process by the teachers. 4 - Always fair 3 - Usually fair 2 - Sometimes unfair 1 - Usually unfair 0 - Unfair	4
Q.6 Was your performance in assignments discussed with you? 4 - Every time 3 - Usually 2 - Occasionally/Sometimes 1 - Rarely 0 - Never	3
Q.7 Teachers encourage you to participate in extracurricular activities, sports. 4 - Strongly agree 3 - Agree 2 - Neutral 1 - Disagree 0 - Strongly disagree	4

<p>Q.8 The teaching and mentoring process in your institution facilitates you in cognitive, social and emotional growth.</p> <p>4 – Significantly 3 – Very well 2 – Moderately 1 – Marginally 0 – Not at all</p>	4
<p>Q.9 The institution provides multiple opportunities to learn and grow.</p> <p>4 – Strongly agree 3 – Agree 2 – Neutral 1 – Disagree 0 – Strongly disagree</p>	3
<p>Q.10 Teachers inform you about your expected competencies, course outcomes course Objective and programme outcomes.</p> <p>4 – Every time 3 – Usually 2 – Occasionally/Sometimes 1 – Rarely 0 – Never</p>	4
<p>Q.11 Your mentor does a necessary follow-up with an assigned task to you.</p> <p>4 – Every time 3 – Usually 2 – Occasionally/Sometimes 1 – Rarely 0 – I don't have a mentor</p>	3
<p>Q.12 The teachers illustrate the concepts through examples and applications.</p> <p>4 – Every time 3 – Usually 2 – Occasionally/Sometimes 1 – Rarely 0 – Never</p>	4
<p>Q.13 The teachers identify your strengths and encourage you with providing right level of guidance.</p> <p>4 – Fully 3 – Reasonably 2 – Partially 1 – Slightly 0 – Unable to</p>	4
<p>Q.14 Teachers are able to identify your weaknesses and help you to overcome them.</p> <p>4 – Every time 3 – Usually 2 – Occasionally/Sometimes 1 – Rarely 0 – Never</p>	3
<p>Q.15 The institute takes active interest in promoting internship, student exchange, Project, field visit opportunities for students.</p> <p>4 – Regularly 3 – Often 2 – Sometimes 1 – Rarely 0 – Never</p>	3

Signature: Amel

Name: Ms. Waghmare Amel

Swami Vivekanand Shikshan Prasarak Mandal's
Swami Vivekanand Mahavidyalaya, Udgir,
 Taluka- Udgir, District- Latur 413517.

Govt. of Maharashtra Recognized & Permanently affiliated to swami Ramanand Teerth Marathwada University, Nanded.
 (Recognized Under Section 2 (f) & 12 (b) of U.G.C. Act 1956), NAAC Accreditation 'B' Grade

Students' Feedback on Student Satisfaction Survey

Academic Year: 2022-23 Class: M.Sc. FY Semester: I/ II/ III/ IV/ V/ VI

Name of the student: Mr. Binajad Ashwini Subhasmas

Mobile: - +91 7083430174 Gender: Male: Female: Transgender:

It would be best to rating (4-0) only one of the Provided options in the relevant cell.

Following are questions for student satisfaction survey regarding teaching learning process.

Question:

Answer:

Q.1 How much of the syllabus was covered in the class? 4 - 85 to 100% 3 - 70 to 84% 2 - 55 to 69% 1 - 30 to 54% 0 - Below 30%	4
Q.2 How well did the teachers prepare for the classes? 4 - Thoroughly 3 - Satisfactorily 2 - Poorly 1 - Indifferently 0 - Won't teach at all	4
Q.3 How well were the teachers able to communicate? 4 - Always effective 3 - Sometimes effective 2 - Just satisfactorily 1 - Generally ineffective 0 - Very poor communication	3
Q.4 The teacher's approach to teaching can best be described as 4 - Excellent 3 - Very good 2 - Good 1 - Fair 0 - Poor	4
Q.5 Fairness of the internal evaluation process by the teachers. 4 - Always fair 3 - Usually fair 2 - Sometimes unfair 1 - Usually unfair 0 - Unfair	4
Q.6 Was your performance in assignments discussed with you? 4 - Every time 3 - Usually 2 - Occasionally/Sometimes 1 - Rarely 0 - Never	4
Q.7 Teachers encourage you to participate in extracurricular activities, sports. 4 - Strongly agree 3 - Agree 2 - Neutral 1 - Disagree 0 - Strongly disagree	3

<p>Q.8 The teaching and mentoring process in your institution facilitates you in cognitive, social and emotional growth.</p> <p>4 – Significantly 3 – Very well 2 – Moderately 1 – Marginally 0 – Not at all</p>	3
<p>Q.9 The institution provides multiple opportunities to learn and grow.</p> <p>4 – Strongly agree 3 – Agree 2 – Neutral 1 – Disagree 0 – Strongly disagree</p>	4
<p>Q.10 Teachers inform you about your expected competencies, course outcomes course Objective and programme outcomes.</p> <p>4 – Every time 3 – Usually 2 – Occasionally/Sometimes 1 – Rarely 0 – Never</p>	4
<p>Q.11 Your mentor does a necessary follow-up with an assigned task to you.</p> <p>4 – Every time 3 – Usually 2 – Occasionally/Sometimes 1 – Rarely 0 – I don't have a mentor</p>	4
<p>Q.12 The teachers illustrate the concepts through examples and applications.</p> <p>4 – Every time 3 – Usually 2 – Occasionally/Sometimes 1 – Rarely 0 – Never</p>	4
<p>Q.13 The teachers identify your strengths and encourage you with providing right level of guidance.</p> <p>4 – Fully 3 – Reasonably 2 – Partially 1 – Slightly 0 – Unable to</p>	3
<p>Q.14 Teachers are able to identify your weaknesses and help you to overcome them.</p> <p>4 – Every time 3 – Usually 2 – Occasionally/Sometimes 1 – Rarely 0 – Never</p>	4
<p>Q.15 The institute takes active interest in promoting internship, student exchange, Project, field visit opportunities for students.</p> <p>4 – Regularly 3 – Often 2 – Sometimes 1 – Rarely 0 – Never</p>	3

Signature: Ashwini

Name: Ms. Ashwini Bhatnagar

Swami Vivekanand Shikshan Prasarak Mandal's
Swami Vivekanand Mahavidyalaya, Udgir,
 Taluka- Udgir, District- Latur 413517.

Govt. of Maharashtra Recognized & Permanently affiliated to swami Ramanand Teerth Marathwada University, Nanded.
 (Recognized Under Section 2 (f) & 12 (b) of U.G.C. Act 1956), NAAC Accreditation 'B' Grade

Students' Feedback on Student Satisfaction Survey

Academic Year: 2022-23 Class: M.Sc. BT SY Semester: I/ II/ III/ IV/ V/ VI

Name of the student: M/S. Khan Fani M. Manoj

Mobile: - +91 6361504203 Gender: Male: Female: Transgender:

It would be best to rating (4-0) only one of the Provided options in the relevant cell.

Following are questions for student satisfaction survey regarding teaching learning process.

Question:

Answer:

Q.1 How much of the syllabus was covered in the class? 4 - 85 to 100% 3 - 70 to 84% 2 - 55 to 69% 1 - 30 to 54% 0 - Below 30%	4
Q.2 How well did the teachers prepare for the classes? 4 - Thoroughly 3 - Satisfactorily 2 - Poorly 1 - Indifferently 0 - Won't teach at all	4
Q.3 How well were the teachers able to communicate? 4 - Always effective 3 - Sometimes effective 2 - Just satisfactorily 1 - Generally ineffective 0 - Very poor communication	3
Q.4 The teacher's approach to teaching can best be described as 4 - Excellent 3 - Very good 2 - Good 1 - Fair 0 - Poor	4
Q.5 Fairness of the internal evaluation process by the teachers. 4 - Always fair 3 - Usually fair 2 - Sometimes unfair 1 - Usually unfair 0 - Unfair	3
Q.6 Was your performance in assignments discussed with you? 4 - Every time 3 - Usually 2 - Occasionally/Sometimes 1 - Rarely 0 - Never	4
Q.7 Teachers encourage you to participate in extracurricular activities, sports. 4 - Strongly agree 3 - Agree 2 - Neutral 1 - Disagree 0 - Strongly disagree	3

<p>Q.8 The teaching and mentoring process in your institution facilitates you in cognitive, social and emotional growth.</p> <p>4 – Significantly 3 – Very well 2 – Moderately 1 – Marginally 0 – Not at all</p>	4
<p>Q.9 The institution provides multiple opportunities to learn and grow.</p> <p>4 – Strongly agree 3 – Agree 2 – Neutral 1 – Disagree 0 – Strongly disagree</p>	3
<p>Q.10 Teachers inform you about your expected competencies, course outcomes course Objective and programme outcomes.</p> <p>4 – Every time 3 – Usually 2 – Occasionally/Sometimes 1 – Rarely 0 – Never</p>	4
<p>Q.11 Your mentor does a necessary follow-up with an assigned task to you.</p> <p>4 – Every time 3 – Usually 2 – Occasionally/Sometimes 1 – Rarely 0 – I don't have a mentor</p>	3
<p>Q.12 The teachers illustrate the concepts through examples and applications.</p> <p>4 – Every time 3 – Usually 2 – Occasionally/Sometimes 1 – Rarely 0 – Never</p>	4
<p>Q.13 The teachers identify your strengths and encourage you with providing right level of guidance.</p> <p>4 – Fully 3 – Reasonably 2 – Partially 1 – Slightly 0 – Unable to</p>	4
<p>Q.14 Teachers are able to identify your weaknesses and help you to overcome them.</p> <p>4 – Every time 3 – Usually 2 – Occasionally/Sometimes 1 – Rarely 0 – Never</p>	3
<p>Q.15 The institute takes active interest in promoting internship, student exchange, Project, field visit opportunities for students.</p> <p>4 – Regularly 3 – Often 2 – Sometimes 1 – Rarely 0 – Never</p>	4

Signature: Farrar

Name: Ms Farrar Khan

Swami Vivekanand Shikshan Prasarak Mandal's
Swami Vivekanand Mahavidyalaya, Udgir,
Taluka- Udgir, District- Latur 413517.

Govt. of Maharashtra Recognized & Permanently affiliated to swami Ramanand Teerth Marathwada University, Nanded.
(Recognized Under Section 2 (f) & 12 (b) of U.G.C. Act 1956), NAAC Accreditation 'B' Grade

Students' Feedback on Student Satisfaction Survey

Academic Year: 2022- 23 Class: M.Sc CR . SY. Semester: I / II / III / IV / V / VI

Name of the student: Mrs. Jyoti . N.

Mobile: - +91 9665499669 Gender: Male : Female: Transgender:

It would be best to rating (4 - 0) only one of the Provided options in the relevant cell.


Following are questions for student satisfaction survey regarding teaching learning process.

Question:

Answer:

Q.1 How much of the syllabus was covered in the class? 4 - 85 to 100% 3 - 70 to 84% 2 - 55 to 69% 1 - 30 to 54% 0 - Below 30%	4
Q.2 How well did the teachers prepare for the classes? 4 - Thoroughly 3 - Satisfactorily 2 - Poorly 1 - Indifferently 0 - Won't teach at all	4
Q.3 How well were the teachers able to communicate? 4 - Always effective 3 - Sometimes effective 2 - Just satisfactorily 1 - Generally ineffective 0 - Very poor communication	4
Q.4 The teacher's approach to teaching can best be described as 4 - Excellent 3 - Very good 2 - Good 1 - Fair 0 - Poor	3
Q.5 Fairness of the internal evaluation process by the teachers. 4 - Always fair 3 - Usually fair 2 - Sometimes unfair 1 - Usually unfair 0 - Unfair	4
Q.6 Was your performance in assignments discussed with you? 4 - Every time 3 - Usually 2 - Occasionally/Sometimes 1 - Rarely 0 - Never	3
Q.7 Teachers encourage you to participate in extracurricular activities, sports. 4 - Strongly agree 3 - Agree 2 - Neutral 1 - Disagree 0 - Strongly disagree	4

<p>Q.8 The teaching and mentoring process in your institution facilitates you in cognitive, social and emotional growth.</p> <p>4 – Significantly 3 – Very well 2 – Moderately 1 – Marginally 0 – Not at all</p>	4
<p>Q.9 The institution provides multiple opportunities to learn and grow.</p> <p>4 – Strongly agree 3 – Agree 2 – Neutral 1 – Disagree 0 – Strongly disagree</p>	4
<p>Q.10 Teachers inform you about your expected competencies, course outcomes course Objective and programme outcomes.</p> <p>4 – Every time 3 – Usually 2 – Occasionally/Sometimes 1 – Rarely 0 – Never</p>	4
<p>Q.11 Your mentor does a necessary follow-up with an assigned task to you.</p> <p>4 – Every time 3 – Usually 2 – Occasionally/Sometimes 1 – Rarely 0 – I don't have a mentor</p>	4
<p>Q.12 The teachers illustrate the concepts through examples and applications.</p> <p>4 – Every time 3 – Usually 2 – Occasionally/Sometimes 1 – Rarely 0 – Never</p>	3
<p>Q.13 The teachers identify your strengths and encourage you with providing right level of guidance.</p> <p>4 – Fully 3 – Reasonably 2 – Partially 1 – Slightly 0 – Unable to</p>	4
<p>Q.14 Teachers are able to identify your weaknesses and help you to overcome them.</p> <p>4 – Every time 3 – Usually 2 – Occasionally/Sometimes 1 – Rarely 0 – Never</p>	4
<p>Q.15 The institute takes active interest in promoting internship, student exchange, Project, field visit opportunities for students.</p> <p>4 – Regularly 3 – Often 2 – Sometimes 1 – Rarely 0 – Never</p>	4

Signature: 

Name: Mrs. Jyothika

Swami Vivekanand Shikshan Prasarak Mandal's
Swami Vivekanand Mahavidyalaya, Udgir,
 Taluka- Udgir, District- Latur 413517.

Govt. of Maharashtra Recognized & Permanently affiliated to swami Ramanand Teerth Marathwada University, Nanded.
 (Recognized Under Section 2 (f) & 12 (b) of U.G.C.Act 1956), NAAC Accreditation 'B' Grade

Students' Feedback on Student Satisfaction Survey

Academic Year: 2022- 23 Class: M.Sc. CR. Sy. Semester: I / II / III / IV / V / VI

Name of the student: Mr. Nagshen.

Mobile: - +91 9860596626 Gender: Male: Female: Transgender:

It would be best to rating (4 - 0) only one of the Provided options in the relevant cell.


Following are questions for student satisfaction survey regarding teaching learning process.

Question:

Answer:

Q.1 How much of the syllabus was covered in the class? 4 - 85 to 100% 3 - 70 to 84% 2 - 55 to 69% 1 - 30 to 54% 0 - Below 30%	4
Q.2 How well did the teachers prepare for the classes? 4 - Thoroughly 3 - Satisfactorily 2 - Poorly 1 - Indifferently 0 - Won't teach at all	3
Q.3 How well were the teachers able to communicate? 4 - Always effective 3 - Sometimes effective 2 - Just satisfactorily 1 - Generally ineffective 0 - Very poor communication	4
Q.4 The teacher's approach to teaching can best be described as 4 - Excellent 3 - Very good 2 - Good 1 - Fair 0 - Poor	4
Q.5 Fairness of the internal evaluation process by the teachers. 4 - Always fair 3 - Usually fair 2 - Sometimes unfair 1 - Usually unfair 0 - Unfair	3
Q.6 Was your performance in assignments discussed with you? 4 - Every time 3 - Usually 2 - Occasionally/Sometimes 1 - Rarely 0 - Never	4
Q.7 Teachers encourage you to participate in extracurricular activities, sports. 4 - Strongly agree 3 - Agree 2 - Neutral 1 - Disagree 0 - Strongly disagree	4

<p>Q.8 The teaching and mentoring process in your institution facilitates you in cognitive, social and emotional growth.</p> <p>4 – Significantly 3 – Very well 2 – Moderately 1 – Marginally 0 – Not at all</p>	3
<p>Q.9 The institution provides multiple opportunities to learn and grow.</p> <p>4 – Strongly agree 3 – Agree 2 – Neutral 1 – Disagree 0 – Strongly disagree</p>	4
<p>Q.10 Teachers inform you about your expected competencies, course outcomes course Objective and programme outcomes.</p> <p>4 – Every time 3 – Usually 2 – Occasionally/Sometimes 1 – Rarely 0 – Never</p>	4
<p>Q.11 Your mentor does a necessary follow-up with an assigned task to you.</p> <p>4 – Every time 3 – Usually 2 – Occasionally/Sometimes 1 – Rarely 0 – I don't have a mentor</p>	4
<p>Q.12 The teachers illustrate the concepts through examples and applications.</p> <p>4 – Every time 3 – Usually 2 – Occasionally/Sometimes 1 – Rarely 0 – Never</p>	4
<p>Q.13 The teachers identify your strengths and encourage you with providing right level of guidance.</p> <p>4 – Fully 3 – Reasonably 2 – Partially 1 – Slightly 0 – Unable to</p>	3
<p>Q.14 Teachers are able to identify your weaknesses and help you to overcome them.</p> <p>4 – Every time 3 – Usually 2 – Occasionally/Sometimes 1 – Rarely 0 – Never</p>	4
<p>Q.15 The institute takes active interest in promoting internship, student exchange, Project, field visit opportunities for students.</p> <p>4 – Regularly 3 – Often 2 – Sometimes 1 – Rarely 0 – Never</p>	4

Signature: 
Name: Mr. Naghesh